



CATALOGO **PRODOTTI38**

CATALOGO  
**PRODOTTI38**




**Dado Ceramica**

Via Sicilia 21 - 40017 San Matteo della Decima (BO) - Italy

Telefono +39 051 6819611

Telefax export +39 051 6819650

[www.dadoceramica.it](http://www.dadoceramica.it) - [info@dadoceramica.it](mailto:info@dadoceramica.it)

Follow us:  

EN ISO 9001:2008  
EN ISO 14001:2004  
EN ISO 50001:2011  
OHSAS 18001  
UNI EN ISO 14021:2016  
GREENGUARD  
UPEC




**Dado Ceramica**

**INDICE GENERALE**  
GENERAL TABLE OF CONTENTS  
INDEX GENERAL  
HAUPTINHALTSVERZEICHNIS

<b>INDICE A – Z</b> INDEX A - Z	p. 2
<b>INDICE DESIGN</b> DESIGN INDEX	p. 3
<b>RIEPILOGO FORMATI</b> SIZES SUMMARY INDEX PAR FORMATS INDEX-FORMAT	p. 4
<b>COMPANY PROFILE</b> COMPANY PROFILE	p. 8
<b>LA NOSTRA STORIA</b> OUR HISTORY NOTRE HISTOIRE UNSERE GESCHICHTE	p. 10
<b>CERTIFICAZIONI</b> CERTIFICATIONS CERTIFICATIONS ZERTIFIZIERUNGEN	p. 12
<b>LETTURA DEL CATALOGO</b> READING THE CATALOGUE LIRE LE CATALOGUE BERATUNGS LEITFADEN	p. 14
<b>FINITURA</b> FINISHING FINITION OBERFLAECHE	p. 16
<b>MARMI E PIETRE</b>	p. 18
<b>CEMENTI</b>	p. 88
<b>LEGNI</b>	p. 170
<b>WALL DESIGN</b>	p. 210
<b>OUTDOOR SPACES</b>	p. 282
<b>SALE E PEPE</b>	p. 328
<b>CARATTERISTICHE TECNICHE</b> TECHNICAL FEATURES CARACTÉRISTIQUES TECHNIQUES TECHNISCHE MERKMALE	p. 332
<b>CONSIGLI DI POSA, PULIZIA E MANUTENZIONE</b> ADVICE FOR INSTALLATION AND CLEANING CONSEILS DE POSE, DE NETTOYAGE ET D'ENTRETIEN RATSCHLÄGE FÜR DIE VERLEGUNG, REINIGUNG UND WARTUNG	p. 335
<b>CONDIZIONI GENERALI DI VENDITA</b> GENERAL CONDITIONS OF SALE CONDITIONS GÉNÉRALES DE VENTE VERKAUFSBEDINGUNGEN	p. 342

# CATALOGO PRODOTTI38



**Dado Ceramica**



AKABA	p. 190
ASPEN	p. 34
ASPEN OUT	p. 316
BASIC 20x45	p. 262
BASIC	p. 120
BASIC DEVELOPMENT	p. 130
BRICK ONE	p. 210
CEMENTI	p. 144
CEMENTINE	p. 274
EASY LINE	p. 266
EMOTION	p. 154
EMOTION OUT	p. 320
ESSENZE	p. 180
FABRIC	p. 134
GARE DU NORD	p. 88
GIGA	p. 164
HARMONY	p. 238
IKON	p. 170
LANDSCAPE	p. 60
MARMI PREGIATI	p. 18
NATURAL COLOR	p. 270
OUTDOOR	p. 282
PIETRA DI BAVIERA	p. 56
PIETRA DI VALS	p. 46

PIETRA DI VALS OUT	p. 324
PLANET	p. 258
QUARRY	p. 66
ROCCIA	p. 328
SALE E PEPE	p. 328
SASSONE	p. 302
SCOUT	p. 84
SIERRA	p. 200
SMOT 20x60	p. 254
SMOT	p. 100
SOHO	p. 242
STONE BLEND	p. 76
STONE MIX	p. 312
TAVELLONE	p. 306
TOUCHFEEL	p. 110
UNICOLOR	p. 278
UNIVERSAL OAK	p. 176
VILLAGE COLOR	p. 234
VINCI	p. 246
WAKE UP	p. 250
WALLPAPERS	p. 218

## MARMI E PIETRE

MARMI PREGIATI	p. 18
ASPEN	p. 34
PIETRA DI VALS	p. 46
PIETRA DI BAVIERA	p. 56
LANDSCAPE	p. 60
QUARRY	p. 66
STONE BLEND	p. 76
SCOUT	p. 84

## CEMENTI

GARE DU NORD	p. 88
SMOT	p. 100
TOUCHFEEL	p. 110
BASIC	p. 120
BASIC DEVELOPMENT	p. 130
FABRIC	p. 134
CEMENTI	p. 144
EMOTION	p. 154
GIGA	p. 164

## LEGNI

IKON	p. 170
UNIVERSAL OAK	p. 176
ESSENZE	p. 180
AKABA	p. 190
SIERRA	p. 200

## WALL DESIGN

BRICK ONE	p. 210
WALLPAPERS	p. 218
VILLAGE COLOR	p. 234
HARMONY	p. 238
SOHO	p. 242
VINCI	p. 246
WAKE UP	p. 250
SMOT	p. 254
PLANET	p. 258
BASIC	p. 262
EASY LINE	p. 266
NATURAL COLOR	p. 270
CEMENTINE	p. 274
UNICOLOR	p. 278

## OUTDOOR SPACES

OUTDOOR	p. 282
SASSONE	p. 302
TAVELLONE	p. 306
STONE MIX	p. 312
ASPEN OUT	p. 316
EMOTION OUT	p. 320
PIETRA DI VALS OUT	p. 324

## SALE E PEPE

SALE E PEPE	p. 328
ROCCIA	p. 328

## INFO

p. 332





**RIEPILOGO FORMATI • SIZES SUMMARY • INDEX PAR FORMATS • INDEX-FORMAT**

OUTDOOR	17 mm - 11/16"	17 mm - 11/16"	20 mm - 3/4"	20 mm - 3/4"	30 mm - 1 1/4"
	40,5x81 - 16"x32"	81x81 - 32"x32"	45x45 - 18"x18"	60x60 - 24"x24"	60x60 - 24"x24"
COUNTRY BLACK SLATE				•	
COUNTRY GREY SLATE				•	
SCOUT BEIGE	•	•	•	•	•
SCOUT BLACK				•	•
SCOUT FOG	•	•	•	•	
SCOUT SMOKE	•	•	•	•	•
SCOUT WHITE				•	
ULTRA ASPEN ANTRACITE	•	•		•	•
ULTRA ASPEN BIANCO				•	
ULTRA ASPEN FUMÈ				•	
ULTRA ASPEN GRIGIO	•	•		•	•
ULTRA BARGE				•	
ULTRA BASIC GREY			•	•	•
ULTRA BAVIERA				•	
ULTRA BLACK	•	•	•	•	
ULTRA CONTEMPORARY BROWN				•	•
ULTRA CONTEMPORARY LIGHT GREY				•	•
ULTRA CULT GREY				•	
ULTRA ESSENZE CANNELLA	•				
ULTRA ESSENZE GELSOMINO	•		•		
ULTRA ESSENZE SANDALO	•				
ULTRA ESSENZE VANIGLIA	•		•		
ULTRA GARE GRAPHITE				•	•
ULTRA GARE SAND				•	•
ULTRA LANDSCAPE DAY				•	
ULTRA LANDSCAPE NIGHT				•	•
ULTRA MUSTANG	•	•	•	•	•
ULTRA SLATE GREY				•	
ULTRA UNIVERSAL OAK	•				
ULTRA VALS DARK				•	
ULTRA VALS LIGHT				•	
ULTRA WOOD			•	•	





**Dado Group** è un gruppo industriale italiano che produce e commercializza rivestimenti in bicottura atomizzata e pavimenti in gres porcellanato. Grazie all'utilizzo delle più moderne tecnologie e l'esperienza decennale di persone dedicate con passione alla ricerca di design e della qualità, soddisfiamo le esigenze dei nostri clienti in tutto il mondo.

## Dado Group



**Dado Group** is an industrial group based in Italy that manufactures and sells double-fired wall tiles and porcelain stoneware tiles. Thanks to the use of the most modern technologies and the decennial know-how of people dedicated with passion to the research of design and quality, we meet the needs of our customers all over the world.

**Dado Group** est un groupe industriel italien qui fabrique et vend des revêtements en biccuisson atomisée et de sols en grès cérame émaillé. Grâce à l'utilisation des technologies les plus modernes et une expérience décennale de personnes dévouées avec passion en quête de design et de qualité, nous répondons aux besoins de nos clients partout dans le monde.

## Dado Group



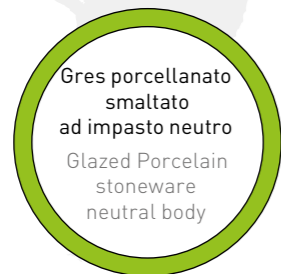
**Dado Group** ist eine italienische Industriegruppe die Wandfliesen aus atomisiertem Zweibrandverfahren und Bodenfliesen aus glasiertem Feinsteinzeug produziert. Dank der Verwertung der modernsten Technologien und der jahrzehntenlangen Erfahrung von Fachleuten die sich leidenschaftlich der Forschung von Design und Qualität widmen, ist Dadogroup in der Lage die Bedürfnisse einer weltweiten Kundschaft zu erfüllen.

### RICERCA E SVILUPPO • RESEARCH AND DEVELOPMENT

Prestando sempre la massima attenzione alle nuove soluzioni tecnologiche ed alle tendenze di mercato, la nostra area ricerca e sviluppo raccoglie costantemente idee e le elabora affinché divengano prototipi capaci di ispirare nuove superfici ed ambienti con la solita minuziosa attenzione alla qualità sostenibile.

While paying the utmost attention to technological innovations, our research and development department constantly collects ideas and processes them to become prototypes capable of inspiring new surfaces and environments with the usual meticulous attention to sustainable quality.

### PRODOTTI • PRODUCTS

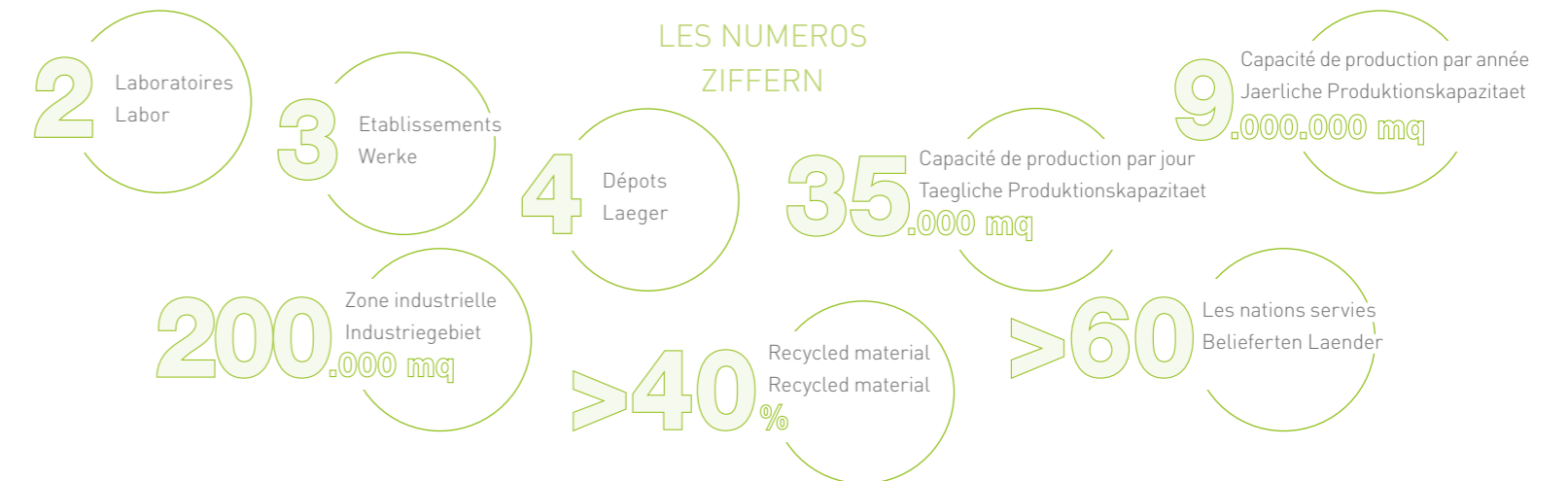
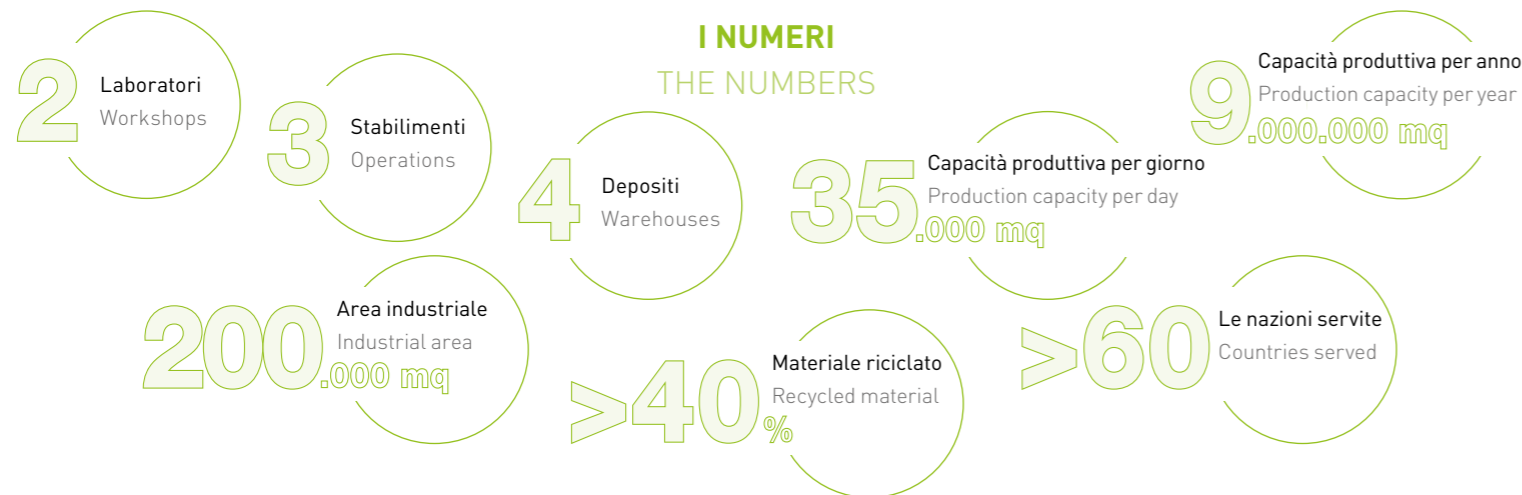
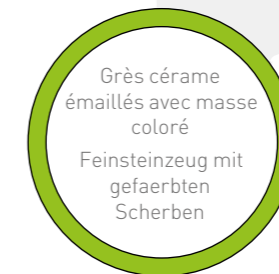
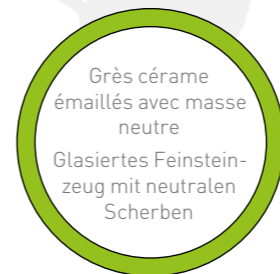


### RECHERCHE ET DÉVELOPPEMENT • UNTERSUCHUNG UND ENTWICKLUNG

Toujours attentifs aux nouvelles solutions technologiques et aux tendances du marché, notre domaine de recherche et développement rassemble constamment des idées et des processus pour en faire des prototypes capables d'inspirer de nouvelles surfaces et de nouveaux environnements avec une méticuleuse attention à une qualité durable.

Immer mit der grössten Aufmerksamkeit zu den neuen technologischen Lösungen und zu den letzten Markttrends, sammelt unsere technische Abteilung durchgehend neue Ideen und Reize und entwickelt damit Prototypen die neuen Oberflächen und optische Einstellungen mit der gebotenen Sorgfalt fuer die nachhaltige Qualität inspirieren koennen.

### PRODUITS • PRODUKTEN



### MISSION

Il nostro impegno quotidiano e la nostra esperienza e professionalità sono tutte concentrate al miglioramento degli ambienti e delle persone, proiettandoci verso il futuro con un ruolo da protagonista nel rispetto delle nuove generazioni.

Our daily commitment and our experience and professionalism are focused on improving the environment and people, projecting us towards the future with a leading role in respecting the new generations.

### MISSION

Notre engagement quotidien, notre expérience et notre professionnalisme sont tous concentrés sur l'amélioration des environnements et des personnes, en se projetant vers l'avenir avec un rôle moteur dans le respect des nouvelles générations.

Unser taegliches Engagement, unsere langjaehrige Erfahrung und unsere Professionalitaet sind konzentriert auf die Verbesserung der Umwelt und der Wohnmoeglichkeiten der Personen, selbstverstaendlich mit Aufmerksamkeit fuer die Zukunft und mit Respekt fue die neuen Generationen.



# Dado Ceramica

**Dado Ceramica** è un'industria ceramica **produttrice di piastrelle in grès porcellanato e bicottura** per tutti gli usi architettonici: **residenziali e commerciali**. Nasce nel 1980 a San Matteo della Decima (Bologna) al centro del comprensorio produttivo ceramico della regione Emilia-Romagna. Da 39 anni Dado Ceramica è una realtà in continua evoluzione estetica e tecnologica. Il suo stile **Made in Italy** è diffuso in tutti i principali mercati internazionali ed è da sempre una presenza stabile ed inconfondibile nel mercato italiano.

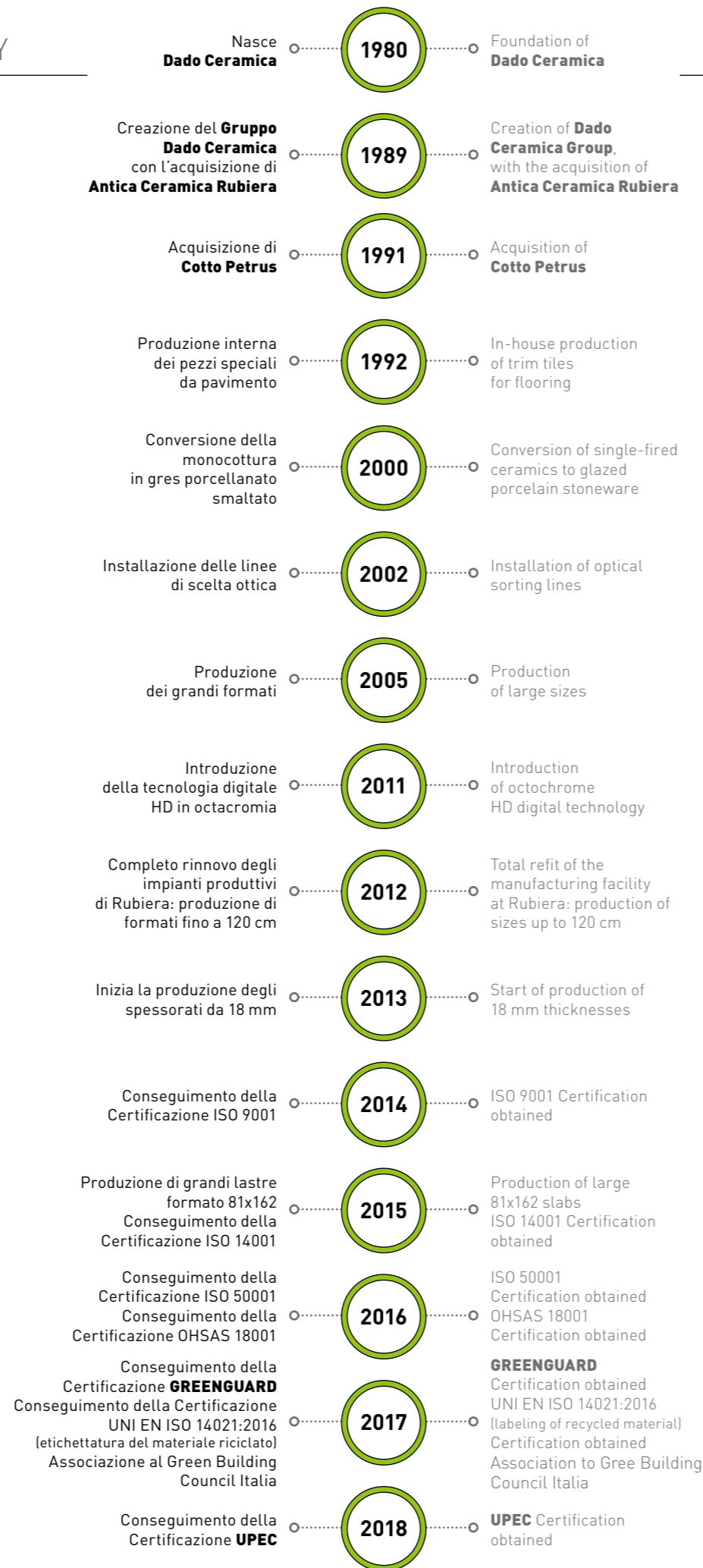
Grazie ai continui investimenti in tecnologie produttive, ricerca e sviluppo, nel tempo si è affiancata la gamma di **grès porcellanato da pavimento e rivestimento** alla rinomata tradizione produttiva della **bicottura da rivestimento**. La produzione Dado Ceramica è ora un vero caleidoscopio di superfici ceramiche, un dialogo tra colore e materia, tra textures e decori, formati e grafiche, **per personalizzare gli spazi con stile e qualità**.

**Dado Ceramica** è la capofila di **ecodado+™** Group formato dalla collaborazione industriale e commerciale di **Dado Ceramica, Antica Ceramica Rubiera e Cotto Petrus**.

**Dado Ceramica** is a ceramics company that manufactures **porcelain stoneware and double-fired tiles** for both **residential and commercial settings**. Founded in 1980 in San Matteo della Decima (Bologna), in the heart of the ceramic manufacturing district of the Emilia Romagna region, for the last 39 years it has been evolving constantly in terms of both design and technology. The company's **Italian style and craftsmanship** has gained a foothold on all the main international markets, and has been a stable, distinctive presence on the Italian market since its foundation.

Traditionally known for its **double-fired wall tiles**, thanks to ongoing investments in production technologies, research and development, over the years the company has added a range of **porcelain stoneware floor and wall tiles**. Dado Ceramica today manufactures a kaleidoscope of ceramic surfaces, in which colour engages with material, texture with decorations and sizes with graphics for a quality, stylish way to bring a personal touch to any setting.

**Dado Ceramica** leads the **ecodado+™** Group in which it cooperates along with **Antica Ceramica Rubiera and Cotto Petrus**.



# Dado Ceramica

**Dado Ceramica** est une industrie céramique productrice de **carreaux en grès cérame et en bicuison** pour toutes les applications de l'architecture: **résidentielles et commerciales**. Créée en 1980 à San Matteo della Decima (Bologne) en plein coeur de la zone de production céramique par excellence de la région italienne de l'Émilie-Romagne, depuis 39 ans, Dado Ceramica n'a cessé de poursuivre son évolution esthétique et technologique. La renommée de son style **Made in Italy** n'est désormais plus à faire sur les principaux marchés internationaux. Quant au marché italien, sa présence y est depuis toujours stable et la qualité de ses produits incomparable.

À la traditionnelle production de **bicuison pour carrelage mural**, elle a ajouté une gamme de **grès cérame destinée au revêtement de sols et murs**. La production Dado Ceramica est aujourd'hui un véritable caleidoscope de surfaces céramiques, un dialogue entre couleur et matière, entre textures et décors, formats et graphismes, **pour personnaliser les espaces avec style et qualité**.

**Dado Ceramica** è est chef de file di **ecodado+™** Group fruit de la collaboration industrielle et commerciale entre **Dado Ceramica, Antica Ceramica Rubiera et Cotto Petrus**.

**Dado Ceramica** ist ein Keramikunternehmen, das **Feinsteinzeug- und Zweibrandfliesen** für alle Einsatzbereiche der Architektur erzeugt - **den Wohnbereich und Geschäftsbereiche**. Das Unternehmen entstand 1980 in San Matteo della Decima (Bologna) im Herzen des Keramikproduktionsgebiets der Region Emilia-Romagna. Seit 39 Jahren entwickelt sich Dado Ceramica in ästhetischer und technologischer Hinsicht unaufhörlich weiter. Der **typisch italienische** Stil ist auf den wichtigsten internationalen Märkten vertreten und nimmt seit jeher eine stabile, unverwechselbare Position auf dem italienischen Markt ein.

Mit der Zeit wurde die renommierte Technologie des **Zweibrandverfahrens** durch das Sortiment des **Feinsteinzeugs im Bodenbereich integriert**. Heute stellt die Produktion von Dado Ceramica ein wahres Kaleidoskop aus Keramikoberflächen dar, das bedeutet einen Dialog zwischen Farbe und Material, Texturen und Dekorationen, Formaten und Grafiken, um **die Räume mit Stil und Qualität am besten zu gestalten. Dafür muessen wir die Leitung des Betriebs bedanken die staendig und ununterbrochen Investitionen in den Anlagen und in der faechlichen Untersuchung geplant hat**.

**Dado Ceramica** steht an der Spitze der aus der industriellen und kommerziellen Zusammenarbeit von **Dado Ceramica, Antica Ceramica Rubiera und Cotto Petrus** entstandenen **ecodado+™** Group





**Dado Group** ha sempre ritenuto che la qualità del proprio servizio fosse il fondamento del successo commerciale dell'Azienda ed ha quindi ritenuto opportuno istituire un **Sistema di Gestione per la Qualità**, con l'obiettivo di migliorare continuamente il grado di soddisfazione dei propri Clienti. In quest'ottica, nel mese di luglio **2014**, Dado Group ha ottenuto dall'ente TÜV Austria Cert GmbH la certificazione che attesta la conformità dell'organizzazione aziendale ai requisiti della norma **UNI EN ISO 9001**. L'azienda ha implementato inoltre un Sistema di Gestione Ambientale ottenendo nel **2015** la certificazione che attesta la conformità ai requisiti della norma **ISO 14001**. Nel **2016** è stata ottenuta la conformità ai requisiti della norma **UNI CEI EN ISO 50001:2011 Sistemi di Gestione dell'Energia**, consentendo a Dado Group il miglioramento continuo della propria prestazione energetica, comprendendo in questa l'efficienza energetica nonché il consumo e l'uso dell'energia. I controlli previsti da queste normative sono i più accurati e comprendono tutte le funzioni aziendali: la progettazione, gli approvvigionamenti, i controlli sui prodotti e sul processo produttivo, la commercializzazione, l'assistenza post-vendita per tutti i marchi commerciali. Sempre nel **2016** è stata ottenuta anche la certificazione **OH SAS 18001**, che si occupa di salute e sicurezza dei lavoratori, assicurando l'ottemperanza ai requisiti previsti per i Sistemi di Gestione della Salute e Sicurezza sul Lavoro. Nel **2017** è stata ottenuta la certificazione **UNI EN ISO 14021:2016** (etichettatura del materiale riciclato). Ancora nel **2017** Dado Group si è associata al **Green Building Council Italia**, organismo indipendente che ha come obiettivo la diffusione di una cultura dell'edilizia sostenibile ed in particolare la promozione del sistema di certificazioni **LEED Leadership in Energy and Environmental Design**.

I prodotti di Dado Group contengono almeno il **40% di materia prima riciclata** e consentono ai loro utilizzatori di accedere ai crediti LEED. Sempre nel **2017** Dado Group ha ottenuto la **Certificazione Greenguard** grazie alla produzione di materiali ceramici per l'edilizia che soddisfano i più severi **limiti sulle emissioni chimiche** e di **Composti Organici Volatili (VOCs)**. L'azienda risulta conforme agli standard richiesti per il miglioramento della **Qualità dell'Aria in ambienti Interni (IAQ)**.

Nel **2018** Dado Group ha conseguito anche la certificazione **UPEC**. Questa, attraverso severi test, permette di identificare i prodotti più adatti ad un uso specifico in base alle proprie caratteristiche tecniche e rispecchia gli elevati standard qualitativi raggiunti dal gruppo attraverso gli investimenti nelle più moderne tecnologie e nel rispetto dell'ambiente.

Le certificazioni rappresentano il **coronamento di un'esperienza plurennale** ed il riconoscimento dell'**impegno costante** che l'azienda ha posto nella ricerca della qualità come fattore strategico prioritario. In accordo con la politica della qualità opera **la sezione di verifica ed archiviazione dei campioni base e della produzione corrente**; questa sezione controlla costantemente le **caratteristiche tecniche ed estetiche** della produzione e la loro **conformità** con i campioni base per assicurare la massima qualità e precisione nella fornitura.

**Dado Group** has always considered the quality of the service provided as the foundation of the company's success, so the Group has decided to implement a **Quality Management System**, with a view to constantly boosting customer satisfaction. With this objective in mind, in July **2014**, Dado Group obtained, from TÜV Austria Cert GmbH, the certification that the Group's corporate organisation complies with the requisites of the **UNI EN ISO 9001 standard**. The company has also implemented an Environmental Management System, and in **2015**, it obtained the certification of compliance with the requisites of the **ISO 14001 standard**.

In **2016**, compliance was obtained with the requirements of the **UNI CEI EN ISO 50001:2011 Energy Management Systems standard**, allowing Dado Group to continually improve its energy performance, in terms of both energy efficiency and the use and consumption of energy. The checks provided for under these regulations are particularly rigorous, and regard all company departments and functions: planning and design, provisioning, checks on products and the production process, sales, post-sales assistance for all brands. In **2016**, the Group also obtained **OH SAS 18001 certification**, which regards the health and safety of workers, guaranteeing compliance with the requisites contemplated for Workplace Health and Safety Management Systems. In **2017**, the Group obtained both **UNI EN ISO 14021:2016 certification** (labelling of recycled material).

In **2017**, Dado Group became a member of **Green Building Council Italia**, an independent body that seeks to spread a sustainable building culture, and in particular, to promote the **LEED Leadership in Energy and Environmental Design certification system**. Dado Group products contain at least **40% of recycled raw materials**, allowing users to obtain LEED credits. In 2017, Dado Group obtained **Greenguard Certification**, thanks to the production of ceramic materials for the building industry, which **comply with the strictest limits governing chemical emissions and Volatile Organic Compounds (VOCs)**. The company complies with the standards requested for the improvement of **Indoor Air Quality (IAQ)**.

In **2018** Dado Group obtained the UPEC certification. This, through strict tests, allows to identify the most suitable products for a special use based on their technical features and reflects the high quality standards achieved by the group through the investments in latest technologies and environment respect.

These certifications are the **crowning glory of many years' experience**, and acknowledge the **company's constant commitment** to quality, the strategic factor that is top priority for Dado Group. In accordance with the corporate quality policy, there is a **section that checks and files base samples and samples of the current production**; this section constantly monitors **the technical and aesthetic characteristics** of the products, **ensuring they comply with the base samples** in order to guarantee completely accurate, quality supplies.

These certifications are the **crowning glory of many years' experience**, and acknowledge the **company's constant commitment** to quality, the strategic factor that is top priority for Dado Group. In accordance with the corporate quality policy, there is a **section that checks and files base samples and samples of the current production**; this section constantly monitors **the technical and aesthetic characteristics** of the products, **ensuring they comply with the base samples** in order to guarantee completely accurate, quality supplies.



EN ISO 9001:2008  
 EN ISO 14001:2004  
 EN ISO 50001:2011  
 OHSAS 18001  
 UNI EN ISO 14021:2016  
 GREENGUARD  
 UPEC

**Dado Group** a toujours pensé que la qualité du service offert était à la base de la réussite commerciale de son activité. C'est pourquoi elle a jugé opportun de mettre en place un **système de gestion de la qualité**, dans le but d'améliorer continuellement le niveau de satisfaction de ses clients.

Ainsi, en juillet **2014**, Dado Group a obtenu de la part de TÜV Austria Cert GmbH la certification attestant que son fonctionnement et son organisation sont conformes aux critères énoncés par la norme **UNI EN ISO 9001**.

L'entreprise a également mis en place un système de gestion environnementale, confirmé en **2015** par l'obtention de la certification attestant sa conformité aux critères énoncés par la norme **ISO 14001**.

En **2016**, elle a obtenu la conformité aux critères énoncés par la norme **UNI CEI EN ISO 50001:2011 "Systèmes de gestion de l'énergie"**, permettant à Dado Group de continuer à améliorer ses performances énergétiques comprenant l'efficacité énergétique ainsi que la consommation et l'utilisation de l'énergie. Toujours en **2016**, nous avons obtenu la **certification OH SAS 18001**, qui s'occupe de la santé et de la sécurité des travailleurs, en assurant la conformité et le respect des exigences prévues par le Système de Gestion pour la santé et la sécurité sur les lieux de travail.

En **2017** nous avons obtenu soit la Certification **UNI EN ISO 14021:2016** (étiquetage du matériel recyclé).

En **2017**, Dado Group s'associe au **Green Building Council Italia**, organisme indépendant qui a comme objectif la diffusion d'une culture de la construction durable et, notamment, la promotion du système de certifications **LEED (Leadership in Energy and Environmental Design)**. Les produits de Dado Group contiennent au moins **40% de matière première recyclée** et permettent à leurs utilisateurs d'accéder aux crédits LEED.

Également en **2017**, le Dado Group a obtenu la **Certification Greenguard** grâce à la production de matériaux de construction en céramique respectant les **limites les plus strictes en matière d'émissions chimiques et de composés organiques volatils (COV)**. La société a bien été considérée conforme aux normes requises pour améliorer la **qualité de l'air dans les environnements intérieurs (IAI)**.

En **2018**, Dado Group a également obtenu la certification **UPEC**. Grâce à des tests rigoureux, elle permet d'identifier les produits les plus appropriés pour un usage spécifique en fonction de leurs caractéristiques techniques et reflète les hauts standards de qualité atteints par le groupe grâce à des investissements dans les technologies les plus modernes et dans le respect de l'environnement.

Les certifications représentent **l'aboutissement de nombreuses années d'expérience** et la reconnaissance de **l'engagement constant** de l'entreprise dans la recherche de la qualité en tant que facteur stratégique prioritaire. Conformément à la politique de qualité, **la section de vérification et de classement des échantillons de base et de la production en cours** travaille pour surveiller constamment les **caractéristiques techniques et esthétiques** de la production et leur **conformité** avec les échantillons de base, pour assurer la plus haute qualité et la plus grande précision dans la livraison.

**Dado Group** vertritt seit jeher die Auffassung, dass die Qualität der Dienstleistungen die Grundlage für den wirtschaftlichen Erfolg des Unternehmens darstellt. Daher wurde es als angemessen betrachtet, ein **Qualitätsmanagementsystem** mit dem Ziel aufzubauen, die Zufriedenheit der Kunden kontinuierlich zu verbessern. In diesem Zusammenhang hat die Dado Ceramica S.r.l. von der TÜV Austria Cert GmbH die Zertifizierung erhalten, dass die Unternehmensorganisation den Anforderungen der Norm **UNI EN ISO 9001** entspricht.

Das Unternehmen hat auch ein Umweltmanagementsystem eingeführt, das im Jahr **2015** nach **ISO 14001** zertifiziert wurde. Im Jahr **2016** erhielt die Dado Group weiterhin die Zertifizierung nach der Norm **UNI CEI EN ISO 50001:2011 "Energiemanagementsysteme"**, was die dauerhafte Verbesserung der energiebezogenen Leistung erlaubt, wozu insbesondere die Energieeffizienz und die Senkung des Energieverbrauchs gehören.

Immer im Jahr **2016** haben wir die Bescheinigung **OH SAS 18001** erhalten die sich um die Gesundheit und Sicherheit der Arbeiter kümmert. Hiermit sind wir in der Lage die Einhaltung der vorausgesetzten Anforderungen zu bestaetigen die sich auf die Mangement Systems von Gesundheit und Sicherheit beziehen.

IM Jahr **2017** haben wir sowohl die Bescheinigung **UNI EN ISO 14021:2016** (Beschriftung der Ware die aus dem Recycling Verfahren herkommt) wie auch das Singapore Green Label erhalten.

**2017** wurde Dado Group Mitglied des **Green Building Council Italia**, einer unabhängigen Organisation, die sich die Verbreitung der Kultur des nachhaltigen Bauens und insbesondere die Förderung des **LEED** Zertifizierungssystems (**Leadership in Energy and Environmental Design**) zum Ziel gesetzt hat. Die Produkte von Dado Group enthalten mindestens **40% recycelte Rohstoffe** und ermöglichen den Benutzern die Zuweisung von LEED-Punkten.

Ebenfalls im Jahr **2017** erhielt die Dado Group die **Greenguard Zertifizierung** dank der Herstellung von keramischen Produkten, **die die strengsten Grenzwerte für chemische Emissionen und flüchtige organische Verbindungen (VOCs)** erfüllen. Das Unternehmen erfüllt die Anforderungen zur **Verbesserung der Luftqualität in Innenräumen (IAQ)**.

**2018** erhielt die Dado Group auch die **UPEC-Zertifizierung**. Dies, durch strenge Prüfungen ermöglicht in entsprechend ihre technischen Eigenschaften der am besten geeigneten Produkte für eine bestimmte Anwendung zu identifizieren und spiegelt die hohe Qualitätsstandards von der Gruppe durch Investitionen in modernste Technologien erreicht und den Schutz der Umwelt.

**Die Zertifizierungen sind das Ergebnis langjähriger Erfahrung und die Anerkennung des ständigen Engagements**, das das Unternehmen der Suche nach Qualität als vorrangigen strategischen Faktor beigemessen hat. **In Übereinstimmung mit der Qualitätspolitik wird der Überprüfungs- und Ablageabschnitt der Grundmuster und der aktuellen Produktion ausgeführt**. Dieser Bereich überwacht ständig die **technischen und ästhetischen Eigenschaften** der Produktion und deren **Übereinstimmung** mit den Grundmustern, um höchste Qualität und Präzision bei der Lieferung zu gewährleisten.



EN ISO 9001:2008  
 EN ISO 14001:2004  
 EN ISO 50001:2011  
 OHSAS 18001  
 UNI EN ISO 14021:2016  
 GREENGUARD  
 UPEC





## Honed *plus+*

L'applicazione della finitura **Honed *plus+*** attribuisce al prodotto un aspetto satinato (non riflettente) e luminoso. Il risultato ottenuto è frutto dell'utilizzo di macchine levigatrici e di speciali mole che vanno a lavorare lo strato di ricca graniglia applicato sulla superficie, grazie anche all'utilizzo combinato di modernissime applicazioni protettive a raggio completo, garantendo un'ottima finitura non lucida e buona resistenza alle macchie. Al tatto la superficie risulta molto morbida, delicata, ed i colori assumono una maggiore profondità, quasi tridimensionale. Questa finitura esalta la preziosità e la purezza materica in chiave contemporanea. L'estetica risultante è la soluzione ideale per coloro che vogliono un prodotto luminoso ma non lucido che da un tocco sobrio ed elegante, arricchendo anche le luci e gli arredi scelti. Consigli di posa e manutenzione, pag 335-339.

## Lappato *plus+*

La finitura **Lappato *plus+*** conferisce alla piastrella la lucentezza e la riflettenza tipici di uno specchio. Il processo produttivo è simile a quello della finitura Honed Plus. Si tratta di un procedimento meccanico in cui le mole vanno a lavorare la speciale graniglia sulla superficie della piastrella, riducendone la rugosità, fino a renderla perfettamente liscia, come uno specchio appunto, e permettendo alla stessa di brillare di luce riflessa. La piastrella con finitura lappato plus presenta una maggior definizione della grafica ed una brillantezza inusuale che la rendono adatta a tutti gli ambienti. Consigli di posa e manutenzione, pag 335-339.

### Lappato o Lappato in cresta

A differenza delle finiture Lappato Plus e Lappato Honed Plus, il Gres porcellanato lappato (detto anche lappato in cresta) presenta una superficie lavorata solo parzialmente. Si tratta infatti di una lavorazione meccanica che permette di ottenere la lucidatura delle sole parti superiori della superficie, evidenziando il contrasto con la parte non lavorata. Il risultato è un prodotto con zone lucide e brillanti ed altre non lucide, tipiche della finitura naturale del prodotto stesso. Consigli di posa e manutenzione, pag 335-339.

### Naturale

Il gres porcellanato naturale, risultante dalla produzione del gres senza applicazione di ulteriori processi, si presenta con una superficie più o meno ruvida e non brillante. Risulta avere delle performance tecniche più adatte in ambienti o installazioni ad intenso traffico o in cui vengono spesso usati agenti chimici aggressivi. Le caratteristiche tecniche garantiscono risultati duraturi. Consigli di posa e manutenzione, pag 335-339.

## Honed *plus+*

The implementation of the **Honed *plus+*** production process obtains a satin finish product bright yet non reflective. This result is obtained by the use of polishing machinery and special grindstones that work the rich layer of grit (graniglia) on the tile surface. During the process, a full range of protective treatments is applied. This guarantees excellent non reflective finish and a good stain resistance. The surface becomes smooth and delicate to the touch, while the colors take an almost three-dimensional depth. This finish enhances the material's preciousness with a contemporary touch. The ensuing aesthetic results are ideal for those looking for a luminous product, without the sheen, to give a touch of elegance and sobriety while enriching also the lights and furnishings. For tile setting and maintenance, pls see pag 335-339.

## Lappato *plus+*

The **Lappato *plus+*** production process reaches the sheen and light reflectance of a mirror. The entire process is quite similar to the one for the Honed Plus finish. It is a mechanical process in which the grindstones smoothen the special grit (graniglia) until a perfect smoothing is achieved and light can be reflected in mirror like fashion. Graphics are better defined and the unusual brightness makes for an outstanding look capable to enhance all and any setting. For tile setting and maintenance, pls see pag 335-339.

### Ridge honed

Different from the "Lappato Plus" and "Lappato Honed Plus" finish, the "Lappato" (also called ridge honed) porcelain stoneware shows a surface that has only been partially smoothened. It is indeed a process that aims at polishing only the tips on the surface. The beauty is in the contrast between the smoothened and unsmoothened parts. The result is a product with matt and shiny microareas. For tile setting and maintenance, pls see pag 335-339.

### Natural

The natural finish porcelain stoneware is the product as it comes out of the kiln, without any additional treatment. The surface can have different degrees of roughness depending on the item and glaze, and always a non shiny, matt, surface. It is the most suitable product for high traffic areas or where intense and frequent cleaning is done with the use of aggressive chemical agents. The technical characteristics of this finish guarantee long lasting results. For tile setting and maintenance, pls see pag 335-339.

## Honed *plus+*

L'application de la finition **Honed *plus+*** confère au produit un aspect satiné (non réfléchissant) et brillant. Le résultat obtenu est le résultat de l'utilisation de ponceuses et de meules spéciales qui agissent comme une couche de gravier riche appliquée sur la surface, grâce également à l'utilisation combinée d'applications de protection modernes à gamme étendue, garantissant un excellent bonne résistance aux taches. Au toucher, la surface est très douce, délicate et les couleurs prennent une profondeur plus grande, presque en trois dimensions. Cette finition met en valeur le caractère précieux et la pureté matérielle d'une clé contemporaine. L'esthétique qui en résulte est la solution idéale pour ceux qui recherchent un produit brillant mais non brillant qui donne une touche sobre et élégante, enrichissant également les lumières et le mobilier choisis. Conseils d'installation et de maintenance, page 335-339.

## Lappato *plus+*

La finition **Lappato *plus+*** confère aux carreaux la brillance et la réflectance typiques d'un miroir. Le processus de production est similaire à celui de la finition Honed Plus. C'est un processus mécanique dans lequel les meules travaillent le grain spécial sur la surface du carreau, en réduisant sa rugosité, en le rendant parfaitement lisse, à la manière d'un miroir, et en lui permettant de briller avec une lumière réfléchie. La tuile avec une finition Lappato Plus a une plus grande définition du graphique et une brillance inhabituelle qui le rendent approprié à tous les environnements. Recommandations d'installation et de maintenance, page 335-339.

### Lappato ou Lappato sur la crête

Contrairement aux finitions Lappato Plus et Lappato Honed Plus, le grès cérame poli (également appelé lappato en crete) a une surface partiellement travaillée. C'est en fait un procédé mécanique qui permet d'obtenir le polissage des parties supérieures de la surface uniquement, en soulignant le contraste avec la partie non travaillée. Le résultat est un produit avec des zones polies, brillantes et non brillantes, typiques de la finition naturelle du produit lui-même. Recommandations d'installation et de maintenance, page 335-339.

### Naturel

Le grès cérame naturel, issu de la fabrication de grès sans aucune autre transformation, présente une surface plus ou moins rugueuse et non pas brillante. Il présente des performances techniques les plus appropriées dans les environnements ou les installations à trafic intense ou dans lesquels des agents chimiques agressifs sont souvent utilisés. Les caractéristiques techniques garantissent des résultats durables. Recommandations d'installation et de maintenance, page 335-339.

## Honed *plus+*

Die Anwendung des **Honed *plus+*** Glasur verleiht dem Produkt ein seidenmattes (nicht reflektierendes) und helles Aussehen. Das Ergebnis ist das Ergebnis der Verwendung von Schleifmaschinen und speziellen Schleifscheiben, die die auf die Oberfläche aufgebrauchte Schicht aus reichhaltigem Sand bearbeiten, auch dank der kombinierten Verwendung moderner Vollschutzanwendungen, die ein ausgezeichnetes nicht glänzendes Finish garantieren Gute Fleckenbeständigkeit. Bei Berührung ist die Oberfläche sehr weich, zart und die Farben nehmen eine größere Tiefe an, fast dreidimensional. Diese Behandlung erhöht die Wertigkeit und Materialreinheit eines modernen Material. Die daraus resultierende Ästhetik ist die ideale Lösung für diejenigen, die ein helles, aber nicht glänzendes Produkt suchen, das einen nüchternen und eleganten Touch verleiht und das Licht und die ausgewählten Möbel bereichert. Installations- und Unterhaltungshinweise, Seite 335-339.

## Lappato *plus+*

Die Behandlung **Lappato *plus+*** verleiht der Fliese den für einen Spiegel typischen Glanz und Reflexionsgrad. Der Produktionsprozess ähnelt dem des Honed Plus Oberfläche. Es ist ein mechanischer Vorgang, bei dem die Schleifscheiben das Spezialkorn auf der Fliesenoberfläche bearbeiten, die Rauheit reduzieren, sie perfekt glatt wie ein Spiegel machen und sie mit reflektiertem Licht leuchten lassen. Die Lappato + Fliese hat eine bessere Definition der Grafik und eine ungewöhnliche Brillanz, die sie für alle Bereiche geeignet macht. Installations- und Unterhaltungshinweise Seite 335-339.

### Lappato oder Halb-polier

Im Gegensatz zu den Oberflächen Lappato Plus und Lappato Honed Plus hat Lappato Feinsteinzeug (auch als Halb-Lappato bekannt) eine teilweise bearbeitete Oberfläche. Tatsächlich handelt es sich um ein mechanisches Verfahren, bei dem nur die oberen Teile der Oberfläche poliert werden und der Kontrast zum unbearbeiteten Teil hervorgehoben wird. Das Ergebnis ist ein Produkt mit glänzenden, hellen und anderen nicht glänzenden Bereichen, die für das natürliche Finish des Produkts selbst typisch sind. Installations- und Unterhaltungshinweise Seite 335-339.

### Natürliche Oberfläche

Natursteinzeug, das bei der Herstellung von Steinzeug ohne weitere Verfahren anfällt, zeigt eine mehr oder weniger raue und nicht brillante Oberfläche. Es hat die am besten geeignete technische Leistung in Umgebungen oder Anlagen mit hohem Verkehrsaufkommen oder wo häufig aggressive chemische Mittel verwendet werden. Die technischen Eigenschaften garantieren dauerhafte Ergebnisse. Installations- und Unterhaltungshinweise Seite 335-339.



# MARMI PREGIATI

**GRES PORCELLANATO**  
 PORCELAIN STONEWARE  
 GRÈS CÉRAME  
 FEINSTEINZEUG



**FORMATI • SIZES**  
**FORMATS • FORMATE**



**80x160** 32"x63"  
**AUTOLIVELLANTE** SELF LEVELING  
**RETTIFICATO LAPPATO plus+** RECTIFIED



**80x80** 32"x32"  
**RETTIFICATO** RECTIFIED  
**80x80** 32"x32"  
**RETTIFICATO LAPPATO plus+** RECTIFIED



**60x120** 24"x48"  
**RETTIFICATO** RECTIFIED  
**59x118** 23"x46.5"  
**RETTIFICATO LAPPATO plus+** RECTIFIED  
**59x118** 23"x46.5"  
**RETTIFICATO HONED plus+** RECTIFIED



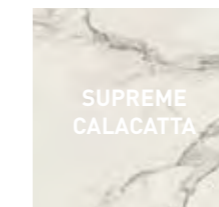
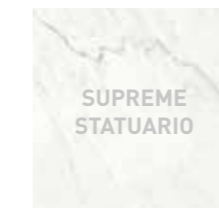




**60x60** 24"x24"  
**RETTIFICATO** RECTIFIED  
**59x59** 23"x23"  
**RETTIFICATO LAPPATO plus+** RECTIFIED  
**59x59** 23"x23"  
**RETTIFICATO HONED plus+** RECTIFIED



**30x60** 12"x24"  
**RETTIFICATO** RECTIFIED  
**29,5x59** 11.5"x23"  
**RETTIFICATO LAPPATO plus+** RECTIFIED  
**29,5x59** 11.5"x23"  
**RETTIFICATO HONED plus+** RECTIFIED

**COLORI • COLORS**  
**COULEURS • FARBEN**



SUPREME STATUARIO 80x80




# MARMI PREGIATI SUPREME VAGLI



303072/113 71 ■  
Supreme Vagli 1  
Lappato plus+ Rettificato  
80x160 32"x63"



303073/113 71 ■  
Supreme Vagli 2  
Lappato plus+ Rettificato  
80x160 32"x63"



SUPREME VAGLI 80x160  
SUPREME GREY 80x160  
SUPREME STATUARIO 80x80



# MARMI PREGIATI SUPREME LASA



8

**303470/99** 116 ■  
Supreme Lasa  
**Lappato plus+** Rettificato  
80x160 32"x63"



16

**303471/66** 69 ■  
Supreme Lasa  
**Lappato plus+** Rettificato  
80x80 32"x32"



16

**303472/66** 69 ■  
Supreme Lasa  
**Lappato plus+** Rettificato  
59x118 23"x46.5"

**303662/66** 69 ■  
Supreme Lasa  
**Honed plus+** Rettificato  
59x118 23"x46.5"



32

**303473/52** 133 ■  
Supreme Lasa  
**Lappato plus+** Rettificato  
59x59 23"x23"

**303663/52** 133 ■  
Supreme Lasa  
**Honed plus+** Rettificato  
59x59 23"x23"



64

**303474/53** 106 ■  
Supreme Lasa  
**Lappato plus+** Rettificato  
29,5x59 11.5"x23"

**303664/53** 106 ■  
Supreme Lasa  
**Honed plus+** Rettificato  
29,5x59 11.5"x23"

LAPPATO  
*plus+*

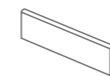
HONED  
*plus+*

SUPREME LASA 80x160  
SUPREME LASA 80x80



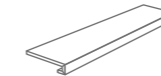
## PEZZI SPECIALI TRIMS

★ Disponibili solo su ordinazione • Available on demand



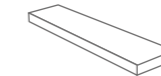
Battiscopa  
**Lappato plus+** 7x59 33 ■  
**801511/11** Lasa 20 ■

Battiscopa  
**Honed plus+** 7x59 33 ■  
**801556/11** Lasa 20 ■



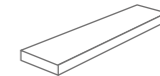
★ Gradino Frontale  
**Lappato plus+** 30x118 137 ■  
**801514/201** Lasa 1 ■

★ Gradino Frontale  
**Honed plus+** 30x118 137 ■  
**801553/201** Lasa 1 ■



★ Gradino Angolare DX  
**Lappato plus+** 30x118 138 ■  
**801515/262** Lasa 1 ■

★ Gradino Angolare DX  
**Honed plus+** 30x118 138 ■  
**801554/262** Lasa 1 ■



★ Gradino Angolare SX  
**Lappato plus+** 30x118 138 ■  
**801516/262** Lasa 1 ■

★ Gradino Angolare SX  
**Honed plus+** 30x118 138 ■  
**801555/262** Lasa 1 ■



# MARMI PREGIATI SUPREME STATUARIO




13

**303019/99** 116 ■  
Supreme Statuario  
**Lappato plus+** Rettificato  
80x160 32"x63"



26


**303022/66** 69 ■  
Supreme Statuario  
**Lappato plus+** Rettificato  
80x80 32"x32"



16

**303496/52** 133 ■  
Supreme Statuario Rettificato **R9**  
60x120 24"x48"

**303495/66** 69 ■  
Supreme Statuario  
**Lappato plus+** Rettificato  
59x118 23"x46.5"



32

**303497/31** 13 ■  
Supreme Statuario Rettificato **R9**  
60x60 24"x24"

**303031/52** 133 ■  
Supreme Statuario  
**Lappato plus+** Rettificato  
59x59 23"x23"




60

**303034/53** 106 ■  
Supreme Statuario  
**Lappato plus+** Rettificato  
29,5x59 11.5"x23"

LAPPATO  
*plus+*

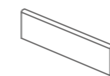


SUPREME STATUARIO 80x160



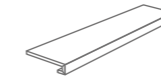
## PEZZI SPECIALI TRIMS

★ Disponibili solo su ordinazione • Available on demand



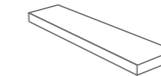
Battiscopa  
**Lappato plus+** 7x59 33 ■  
**801384/11** Statuario 20 ■

Battiscopa  
Naturale 7x60 22 ■  
**801557/7** Statuario 20 ■



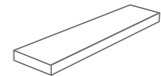
★ Gradino Frontale  
**Lappato plus+** 30x118 137 ■  
**801561/201** Statuario 1 ■

★ Gradino Frontale  
Naturale 30x120 136 ■  
**801558/195** Statuario 1 ■



★ Gradino Angolare DX  
**Lappato plus+** 30x118 138 ■  
**801562/262** Statuario 1 ■

★ Gradino Angolare DX  
Naturale 30x120 135 ■  
**801559/256** Statuario 1 ■




★ Gradino Angolare SX  
**Lappato plus+** 30x118 138 ■  
**801563/262** Statuario 1 ■

★ Gradino Angolare SX  
Naturale 30x120 135 ■  
**801560/256** Statuario 1 ■




# MARMI PREGIATI SUPREME CALACATTA



10

**303016/99** 116 ■  
Supreme Calacatta  
**Lappato plus+** Rettificato  
80x160 32"x63"



18


**303248/52** 133 ■  
Supreme Calacatta Rettificato **R9**  
80x80 32"x32"  
**303247/66** 69 ■  
Supreme Calacatta  
**Lappato plus+** Rettificato  
80x80 32"x32"



12

**302852/52** 133 ■  
Supreme Calacatta Rettificato **R9**  
60x120 24"x48"

**302854/66** 69 ■  
Supreme Calacatta  
**Lappato plus+** Rettificato  
59x118 23"x46.5"



36

**302861/31** 13 ■  
Supreme Calacatta Rettificato **R9**  
60x60 24"x24"

**302862/52** 133 ■  
Supreme Calacatta  
**Lappato plus+** Rettificato  
59x59 23"x23"



72

**302944/32** 66 ■  
Supreme Calacatta Rettificato **R9**  
30x60 12"x24"

**302864/53** 106 ■  
Supreme Calacatta  
**Lappato plus+** Rettificato  
29,5x59 11.5"x23"



**302870/22** 42 ■  
Mosaico Esagonetta Supreme  
Calacatta Naturale  
30x34 12"x13"

**302872/27** 46 ■  
Mosaico Esagonetta Supreme  
Calacatta **Lappato plus+**  
30x34 12"x13"

LAPPATO  
*plus+*

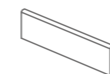


SUPREME CALACATTA 80x80



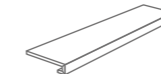
## PEZZI SPECIALI TRIMS

★ Disponibili solo su ordinazione • Available on demand



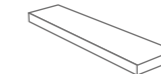
Battiscopa  
**Lappato plus+** 7x59 33 ■  
801606/11 Calacatta 20 ■

Battiscopa  
Naturale 7x60 22 ■  
801353/7 Calacatta 20 ■



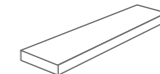
★ Gradino Frontale  
**Lappato plus+** 30x118 137 ■  
801564/201 Calacatta 1 ■

★ Gradino Frontale  
Naturale 30x120 136 ■  
801239/195 Calacatta 1 ■



★ Gradino Angolare DX  
**Lappato plus+** 30x118 138 ■  
801565/262 Calacatta 1 ■

★ Gradino Angolare DX  
Naturale 30x120 135 ■  
801241/256 Calacatta 1 ■



★ Gradino Angolare SX  
**Lappato plus+** 30x118 138 ■  
801566/262 Calacatta 1 ■

★ Gradino Angolare SX  
Naturale 30x120 135 ■  
801243/256 Calacatta 1 ■

# MARMI PREGIATI SUPREME GREY



6

**303017/99** 116 ■  
Supreme Grey  
**Lappato plus+** Rettificato  
80x160 32"x63"



10

**303020/66** 69 ■  
Supreme Grey  
**Lappato plus+** Rettificato  
80x80 32"x32"



8

**303023/66** 69 ■  
Supreme Grey  
**Lappato plus+** Rettificato  
59x118 23"x46.5"



12

**303029/52** 133 ■  
Supreme Grey  
**Lappato plus+** Rettificato  
59x59 23"x23"



24

**303032/53** 106 ■  
Supreme Grey  
**Lappato plus+** Rettificato  
29,5x59 11.5"x23"

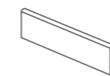
LAPPATO  
*plus+*



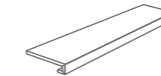
SUPREME GREY 80x80  
SUPREME CALACATTA 29,5x59  
MOSAICO ESAGONETTA  
CALACATTA 30x34



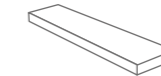
## PEZZI SPECIALI TRIMS



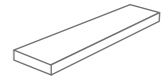
Battiscopa  
**Lappato plus+** 7x59 33 ■  
801382/11 Grey 20 ■



★ Gradino Frontale  
**Lappato plus+** 30x118 137 ■  
801549/201 Grey 1 ■



★ Gradino Angolare DX  
**Lappato plus+** 30x118 138 ■  
801567/262 Grey 1 ■



★ Gradino Angolare SX  
**Lappato plus+** 30x118 138 ■  
801568/262 Grey 1 ■

★ Disponibili solo su ordinazione • Available on demand



# MARMI PREGIATI SUPREME CREMA MARFIL



10

**303015/99** 116 ■  
Supreme Crema Marfil  
**Lappato plus+** Rettificato  
80x160 32"x63"




8

**303245/66** 69 ■  
Supreme Crema Marfil  
**Lappato plus+** Rettificato  
80x80 32"x32"



14

**302853/66** 69 ■  
Supreme Crema Marfil  
**Lappato plus+** Rettificato  
59x118 23"x46.5"



32

**302860/31** 13 ■  
Supreme Crema Marfil Rettificato R9  
60x60 24"x24"  
**302828/52** 133 ■  
Supreme Crema Marfil  
**Lappato plus+** Rettificato  
59x59 23"x23"



64

**302943/32** 66 ■  
Supreme Crema Marfil Rettificato R9  
30x60 12"x24"  
**302863/53** 106 ■  
Supreme Crema Marfil  
**Lappato plus+** Rettificato  
29,5x59 11.5"x23"



**302871/27** 46 ■  
Mosaico Esagonetta Supreme  
Crema Marfil **Lappato plus+**  
30x34 12"x13"

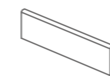
LAPPATO  
*plus+*



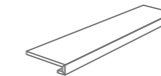
SUPREME CREMA MARFIL 29,5x59  
SUPREME CREMA MARFIL 59x59  
MOSAICO ESAGONETTA  
CREMA MARFIL 30x34



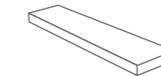
## PEZZI SPECIALI TRIMS



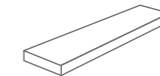
Battiscopa  
**Lappato plus+** 7x59 33 ■  
801607/11 Crema Marfil 20 ■  
Battiscopa  
Naturale 7x60 22 ■  
801354/7 Crema Marfil 20 ■



★ Gradino Frontale  
**Lappato plus+** 30x118 137 ■  
801569/201 Crema Marfil 1 ■



★ Gradino Angolare DX  
**Lappato plus+** 30x118 138 ■  
801570/262 Crema Marfil 1 ■



★ Gradino Angolare SX  
**Lappato plus+** 30x118 138 ■  
801571/262 Crema Marfil 1 ■

★ Disponibili solo su ordinazione • Available on demand



# MARMI PREGIATI SUPREME BRONZE



6

**303018/99** 116 ■  
Supreme Bronze  
**Lappato plus+** Rettificato  
80x160 32"x63"



10

**303021/66** 69 ■  
Supreme Bronze  
**Lappato plus+** Rettificato  
80x80 32"x32"



8

**303024/66** 69 ■  
Supreme Bronze  
**Lappato plus+** Rettificato  
59x118 23"x46.5"



12


**303030/52** 133 ■  
Supreme Bronze  
**Lappato plus+** Rettificato  
59x59 23"x23"



24

**303033/53** 106 ■  
Supreme Bronze  
**Lappato plus+** Rettificato  
29,5x59 11.5"x23"

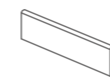
LAPPATO  
*plus+*



SUPREME BRONZE 80x80

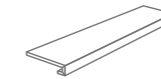


## PEZZI SPECIALI TRIMS



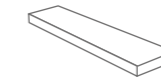
Battiscopa

**Lappato plus+** 7x59 33 ■  
801383/11 Bronze 20



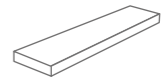
\* Gradino Frontale

**Lappato plus+** 30x118 137 ■  
801669/201 Bronze 1



\* Gradino Angolare DX

**Lappato plus+** 30x118 138 ■  
801670/262 Bronze 1



\* Gradino Angolare SX

**Lappato plus+** 30x118 138 ■  
801671/262 Bronze 1

Per una posa ottimale si raccomanda l'utilizzo di distanziatori autolivellanti.

For an optimum installation we recommend the use of self-leveling spacers.

Posa a pavimento: si raccomanda la protezione con Fila MP/90 o similare (come da istruzioni a pag. 336).

Floor installation: we recommend protection with Fila MP/90 or similar (as per instruction at page 337)

\* Gli imballi speciali degli articoli in questo formato saranno addebitati ad Euro 50,00 l'uno \* Special package of items in this size will be charged Euro 50,00/each

\* Disponibili solo su ordinazione • Available on demand

PESI E MISURE / WEIGHT AND SIZES / POIDS ET MESURES / GEWICHTE UND VERPACKUNGEN							
dimensioni sizes dimensions abmessungen	spessore thickness épaisseur stärke	pz/collo pcs/box pc/boite stk/ktn	mq/collo sqm/box m/boite qm/ktn	kg/collo kg/box kg/boite kg/ktn	colli/pallet box/europal boites/europal ktn/europal	mq/pallet sqm/pallet m/pallet qm/pallet	kg/europal kg/europal kg/europal
Fondo 80x160 Lappato Plus Rettificato	10 mm	2	2,56	55,00	14	35,84	830 *
Fondo 80x80 Rettificato	9,5 mm	3	1,92	38,60	32	61,44	1260
Fondo 80x80 Lappato Plus Rettificato	9,5 mm	3	1,92	38,60	32	61,44	1260
Fondo 60x120 Rettificato	9,5 mm	2	1,44	30,50	30	43,20	940
Fondo 59x118 Lappato/Honed Plus Rettificato	9,5 mm	2	1,392	29,40	30	41,76	907
Fondo 60x60 Rettificato	9,5 mm	5	1,80	35,50	24	43,20	870
Fondo 59x59 Lappato/Honed Plus Rettificato	9,5 mm	5	1,741	36,30	24	41,76	897
Fondo 30x60 Rettificato	9,5 mm	7	1,26	25,00	40	50,40	1020
Fondo 29,5x59 Lappato/ Honed Plus Rettificato	9,5 mm	7	1,218	25,50	40	48,72	1045





ASPEN ANTRACITE 60x120


# ASPEN

**GRES PORCELLANATO IMPASTO COLORATO**  
 COLORED BODY PORCELAIN STONEWARE  
 GRÈS CÉRAME MASSE COLORÉ  
 FEINSTEINZEUG MIT EINGEFAERBTEN SCHERBEN

**\* GRES PORCELLANATO**  
 \* PORCELAIN STONEWARE  
 \* GRÈS CÉRAME  
 \* FEINSTEINZEUG

V3
R10
R11
DCOF ≥ 0.42
HD

**COLORI • COLORS**  
 COULEURS • FARBEN



**FORMATI • SIZES**  
 FORMATS • FORMATE



**60x120 24"x48"**  
**RETTIFICATO RECTIFIED**



**60x60 24"x24"**  
**RETTIFICATO RECTIFIED**



**30x60 12"x24"**  
**RETTIFICATO RECTIFIED**  
 \* **31x62 12"x24"**



\* **31x31 12"x12"**



\* **15,3x31 6"x12"**

**SPESSORE THICKNESS**   
**17 mm 11/16" 20 mm 3/4" 30 mm 1 1/4"**



**81x81 32"x32"**  
**RETTIFICATO RECTIFIED**




**40,5x81 16"x32"**  
**RETTIFICATO RECTIFIED**



**60x60 24"x24"**  
**RETTIFICATO RECTIFIED**



# ASPEN BEIGE



**R03711/29** 10 ■  
 Aspen Beige Rettificato R10  
 60x60 24"x24"



**R03837/31** 13 ■  
 Aspen Beige Rettificato R10  
 30x60 12"x24"

**8TB334/28** 8 ■  
 Aspen Beige R10  
 31x62 12"x24"

**8TB338/30** 11 ■  
 Aspen Beige OUT R11  
 31x62 12"x24"



**303677/22** 42 ■  
 Aspen Beige OUT R11  
 31x31 12"x12"



**303679/25** 05 ■  
 Aspen Beige OUT R11  
 15,3x31 6"x12"



ASPEN BEIGE 31x62

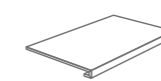


**\* È OBBLIGATORIO posare il Terminale a Elle Monolitico SFALSATO**  
 essendo di dimensione diversa rispetto alle piastrelle  
 It is MANDATORY to lay Terminale a Elle Monolitico STAGGERED (not following same joint)  
 due to the difference in dimension between tiles and special pieces

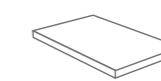
**PEZZI SPECIALI**  
 TRIMS



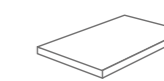
Battiscopa 7,2x60 22 ■  
**R04198/7** Beige 20 ■  
 Battiscopa 7,2x62 22 ■  
**R03530/7** Beige 20 ■



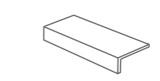
★ Gradino Frontale 31x62 134 ■  
**R03536/101** Beige 1 ■



★ Gradino Angolare DX 31x62 68 ■  
**R03541/157** Beige 1 ■



★ Gradino Angolare SX 31x62 68 ■  
**R04396/157** Beige 1 ■



★ Terminale a Elle Monolitico OUT R11 15x4x30 60 ■  
**R04347/16** Beige 8 ■  
 ★ Disponibili solo su ordinazione • Available on demand



# ASPEN GRIGIO



12

**R03938/52** 133 ■  
Aspen Grigio Rettificato **R10**  
60x120 24"x48"



10

**R03714/29** 10 ■  
Aspen Grigio Rettificato **R10**  
60x60 24"x24"



15

**R03972/31** 13 ■  
Aspen Grigio Rettificato **R10**  
30x60 12"x24"

**8TB314/28** 8 ■  
Aspen Grigio **R10**  
31x62 12"x24"

**8TB339/30** 11 ■  
Aspen Grigio **OUT R11**  
31x62 12"x24"



20

**303678/22** 42 ■  
Aspen Grigio **OUT R11**  
31x31 12"x12"




40

**303680/25** 05 ■  
Aspen Grigio **OUT R11**  
15,3x31 6"x12"

## SPESSORE THICKNESS

17 mm 11/16" 20 mm 3/4" 30 mm 1 1/4"



5

**R04154/66** 69 ■  
New Ultra Aspen Grigio Rettificato  
SP 20 mm **R11**  
60x60 24"x24" p. 285

**R04195/110** 132 ■  
Ultra Aspen Grigio Rettificato  
SP 30 mm **R11**  
60x60 24"x24" p. 285



6

SP 17 **81x81** 32"x32"



12

SP 17 **40,5x81** 16"x32"

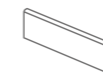
**R04191/90** 114 ■  
Ultra Aspen Grigio Rettificato  
SP 17 mm **R11**  
81x81 32"x32" p. 285

**R04193/99** 116 ■  
Ultra Aspen Grigio Rettificato  
SP 17 mm **R11**  
40,5x81 16"x32" p. 285

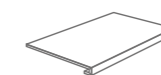


ASPEN GRIGIO 60x120 ASPEN ANTRACITE 60x120

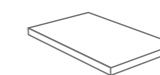
## PEZZI SPECIALI TRIMS



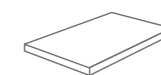
Battiscopa 7,2x60 22 ■  
**R04228/7** Grigio 20 ■  
Battiscopa 7,2x62 22 ■  
**R03533/7** Grigio 20 ■



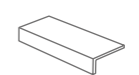
★ Gradino Frontale 31x62 134 ■  
**R03535/101** Grigio 1 ■  
★ Gradino Frontale 30x120 136 ■  
**R04366/195** Grigio 1 ■



★ Gradino Angolare DX 31x62 68 ■  
**R03540/157** Grigio 1 ■  
★ Gradino Angolare DX 30x120 135 ■  
**R04368/256** Grigio 1 ■



★ Gradino Angolare SX 31x62 68 ■  
**R04394/157** Grigio 1 ■  
★ Gradino Angolare SX 30x120 135 ■  
**R04399/256** Grigio 1 ■



\* Terminale a Elle Monolitico **OUT R11** 15x4x30 60 ■  
**R04348/16** Grigio 8 ■

\* È OBBLIGATORIO posare il Terminale a Elle Monolitico SFALSATO essendo di dimensione diversa rispetto alle piastrelle  
It is MANDATORY to lay Terminale a Elle Monolitico STAGGERED (not following same joint) due to the difference in dimension between tiles and special pieces

★ Disponibili solo su ordinazione  
Available on demand



# ASPEN FUMÈ



10

**R03713/29** 10 ■  
Aspen Fumè Rettificato **R10**  
60x60 24"x24"



15

**R03834/31** 13 ■  
Aspen Fumè Rettificato **R10**  
30x60 12"x24"

**8TB336/28** 8 ■  
Aspen Fumè **R10**  
31x62 12"x24"



**SPESSORE THICKNESS 20 mm 3/4"**



6

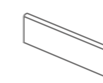
**R04152/66** 69 ■  
New Ultra Aspen Fumè Rettificato **R11**  
60x60 24"x24" p. 285

ASPEN FUMÈ 60x60 NEW ULTRA ASPEN FUMÈ 60x60

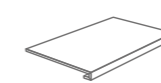


**\* È OBBLIGATORIO** posare il Terminale a Elle Monolitico SFALSATO essendo di dimensione diversa rispetto alle piastrelle  
It is **MANDATORY** to lay Terminale a Elle Monolitico STAGGERED [not following same joint] due to the difference in dimension between tiles and special pieces

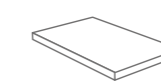
## PEZZI SPECIALI TRIMS



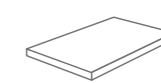
Battiscopa 7,2x60 22 ■  
**R04229/7** Fumè 20 ■  
Battiscopa 7,2x62 22 ■  
**R03532/7** Fumè 20 ■



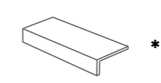
\* Gradino Frontale 134 ■  
31x62  
**R03538/101** Fumè 1 ■



\* Gradino Angolare DX 68 ■  
31x62  
**R03543/157** Fumè 1 ■



\* Gradino Angolare SX 68 ■  
31x62  
**R04395/157** Fumè 1 ■



\* Terminale a Elle Monolitico OUT **R11** 15x4x30 60 ■  
**R04299/16** Fumè 8 ■  
\* Disponibili solo su ordinazione • Available on demand



# ASPEN ANTRACITE



12

**R03937/52** 133 ■  
Aspen Antracite Rettificato **R10**  
60x120 24"x48"



10

**R03710/29** 10 ■  
Aspen Antracite Rettificato **R10**  
60x60 24"x24"




15

**R03835/31** 13 ■  
Aspen Antracite Rettificato **R10**  
30x60 12"x24"  
**8TB337/28** 8 ■  
Aspen Antracite **R10**  
31x62 12"x24"

## SPESSORE THICKNESS

17 mm 11/16" 20 mm 3/4" 30 mm 1 1/4"



7

**R04153/66** 69 ■  
New Ultra Aspen Antracite  
Rettificato SP 20 mm **R11**  
60x60 24"x24" p. 285  
**R04194/110** 132 ■  
Ultra Aspen Antracite  
Rettificato SP 30 mm **R11**  
60x60 24"x24" p. 285

7

SP 17 **81x81** 32"x32"

14

SP 17 **40,5x81** 16"x32"

**R04190/90** 114 ■  
Ultra Aspen Antracite  
Rettificato SP 17 mm **R11**  
**81x81** 32"x32" p. 285  
**R04192/99** 116 ■  
Ultra Aspen Antracite  
Rettificato SP 17 mm **R11**  
**40,5x81** 16"x32" p. 285

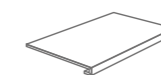


ASPEN ANTRACITE 60x120 ASPEN GRIGIO 60x120

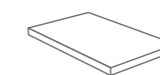
## PEZZI SPECIALI TRIMS



Battiscopa 7,2x60 22 ■  
**R04230/7** Antracite 20 ■  
Battiscopa 7,2x62 22 ■  
**R03529/7** Antracite 20 ■



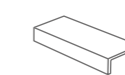
★ Gradino Frontale 31x62 134 ■  
**R03534/101** Antracite 1 ■  
★ Gradino Frontale 30x120 136 ■  
**R04367/195** Antracite 1 ■



★ Gradino Angolare DX 31x62 68 ■  
**R03539/157** Antracite 1 ■  
★ Gradino Angolare DX 30x120 135 ■  
**R04369/256** Antracite 1 ■



★ Gradino Angolare SX 31x62 68 ■  
**R04393/157** Antracite 1 ■  
★ Gradino Angolare SX 30x120 135 ■  
**R04398/256** Antracite 1 ■



\* Terminale a Elle Monolitico OUT **R11** 15x4x30 60 ■  
**R04300/16** Antracite 8 ■  
★ Disponibili solo su ordinazione  
Available on demand

\* È OBBLIGATORIO posare il Terminale a Elle Monolitico SFALSATO essendo di dimensione diversa rispetto alle piastrelle  
It is MANDATORY to lay Terminale a Elle Monolitico STAGGERED (not following same joint) due to the difference in dimension between tiles and special pieces



# ASPEN BIANCO




15

<b>R03526/31</b>	13
Aspen Bianco Rettificato <b>R10</b>	
<b>30x60</b> 12"x24"	
<b>8TB335/28</b>	8
Aspen Bianco <b>R10</b>	
<b>31x62</b> 12"x24"	



**SPESSORE THICKNESS 20 mm 3/4"**



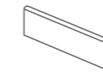
6

<b>R04151/66</b>	69
New Ultra Aspen Bianco Rettificato <b>R11</b>	
<b>60x60</b> 24"x24"	p. 285

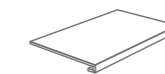


ASPEN BIANCO 31x62

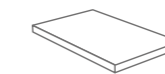
## PEZZI SPECIALI TRIMS



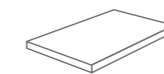
Battiscopa 7,2x60	22
<b>R04370/7</b> Bianco	20
Battiscopa 7,2x62	22
<b>R03531/7</b> Bianco	20



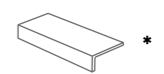
★ Gradino Frontale	134
<b>R03537/101</b> Bianco	1



★ Gradino Angolare DX	68
<b>R03542/157</b> Bianco	1



★ Gradino Angolare SX	68
<b>R04397/157</b> Bianco	1



Terminale a Elle Monolitico	60
<b>OUT R11</b> 15x4x30	8
<b>R04301/16</b> Bianco	8

★ Disponibili solo su ordinazione • Available on demand

\* **È OBBLIGATORIO** posare il Terminale a Elle Monolitico **SFALSA-TO** essendo di dimensione diversa rispetto alle piastrelle  
It is **MANDATORY** to lay Terminale a Elle Monolitico **STAGGERED**  
(not following same joint)  
due to the difference in dimension between tiles and special pieces

Per una posa ottimale si raccomanda l'utilizzo di distanziatori autolivellanti.  
For an optimum installation we recommend the use of self-leveling spacers.

## PESI E MISURE / WEIGHT AND SIZES / POIDS ET MESURES / GEWICHTE UND VERPACKUNGEN

dimensioni sizes dimensions abmessungen	spessore thickness épaisseur stärke	pz/collo pcs/box pci/boite qm/ktn	mq/collo sqm/box m/boite qm/ktn	kg/collo kg/box kg/boite kg/ktn	colli/pallet box/europal boites/europal ktn/europal	mq/pallet sqm/pallet m/pallet qm/pallet	kg/europal kg/europal kg/europal kg/europal
Fondo 60x120 Rettificato	9,5 mm	2	1,44	30,50	30	43,20	940
Fondo 60x60 Rettificato	9,5 mm	5	1,80	35,50	24	43,20	870
Fondo 30x60 Rettificato	9,5 mm	7	1,26	25,00	40	50,40	1020
Fondo 31x62	9 mm	7	1,35	22,60	60	81,00	1380
Fondo 31x31	8,5 mm	14	1,35	22,22	72	97,20	1620
Fondo 15,3x31	8,5 mm	17	0,806	13,17	85	68,51	1140
Fondo 60x60 Rettificato	20 mm	2	0,72	31,20	30	21,60	960
Fondo 60x60 Rettificato	30 mm	1	0,36	25,00	40	14,40	1025
Fondo 81x81 Rettificato	17 mm	2	1,3122	48,00	28	36,7416	1369
Fondo 40,5x81 Rettificato	17 mm	2	0,6561	24,00	28	18,3708	697



# PIETRA DI VALS

**GRES PORCELLANATO IMPASTO COLORATO**  
 COLORED BODY PORCELAIN STONEWARE  
 GRÈS CÉRAME MASSE COLORÉ  
 FEINSTEINZEUG MIT EINGEFAERBTEN SCHERBEN

**\* GRES PORCELLANATO**  
 \* PORCELAIN STONEWARE  
 \* GRÈS CÉRAME  
 \* FEINSTEINZEUG



**FORMATI • SIZES**  
**FORMATS • FORMATE**



**60x120** 24"x48"  
**RETTIFICATO** RECTIFIED



**60x60** 24"x24"  
**RETTIFICATO** RECTIFIED



**30x60** 12"x24"  
**RETTIFICATO** RECTIFIED



**\* 31x62** 12"x24"



**\* 15,3x31,6** 6"x12"

**SPESSORE THICKNESS**

**20 mm** 3/4"



**60x60** 24"x24"  
**RETTIFICATO** RECTIFIED

**COLORI • COLORS**  
**COULEURS • FARBEN**



VALS LIGHT 60x60



# PIETRA DI VALS LIGHT



**303475/52** 133 ■  
Vals Light Rettificato R10  
60x120 24"x48"



**303476/31** 13 ■  
Vals Light Rettificato R10  
60x60 24"x24"



**303477/33** 77 ■  
Vals Light Rettificato R10  
30x60 12"x24"



**303493/99** 116 ■  
Mosaico Multi Vals Light  
Rettificato  
30x60 12"x24" 5

**SPESSORE THICKNESS**


20 mm 3/4"



**303627/66** 69 ■  
New Ultra Vals Light Rettificato  
SP 20 mm R11  
60x60 24"x24" p. 284



VALS LIGHT 60x60

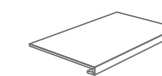


★ Disponibili solo su ordinazione • Available on demand

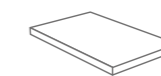
**PEZZI SPECIALI TRIMS**



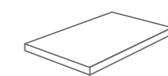
Battiscopa 7x60  
801517/07 Light 20



★ Gradino Frontale 30x120 136  
801518/195 Light 1



★ Gradino Angolare DX 30x120 135  
801519/256 Light 1



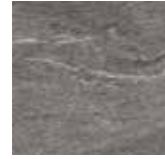
★ Gradino Angolare SX 30x120 135  
801520/256 Light 1



# PIETRA DI VALS DARK



**303490/52** 133 ■  
Vals Dark Rettificato **R10**  
60x120 24"x48"



**303491/31** 13 ■  
Vals Dark Rettificato **R10**  
60x60 24"x24"



**303492/33** 77 ■  
Vals Dark Rettificato **R10**  
30x60 12"x24"



**303494/99** 116 ■  
Mosaico Multi Vals Dark  
Rettificato  
30x60 12"x24" 5

## SPESSORE THICKNESS

20 mm 3/4"



**303628/66** 69 ■  
New Ultra Vals Dark Rettificato  
SP 20 mm **R11**  
60x60 24"x24" p. 284



VALS DARK 60x120

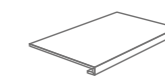


\* Disponibili solo su ordinazione • Available on demand

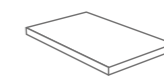
## PEZZI SPECIALI TRIMS



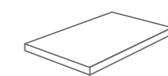
Battiscopa 7x60  
801521/07 Dark 20



Gradino Frontale 30x120 136  
801522/195 Dark 1



Gradino Angolare DX 30x120 135  
801523/256 Dark 1



Gradino Angolare SX 30x120 135  
801524/256 Dark 1



# PIETRA DI VALS MIX COLD



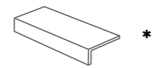
303516/27

91

Vals Mix Cold R11  
15,3x31 6"x12"



## PEZZI SPECIALI TRIMS



Terminale a Elle Monolitico  
30x15x4

60

801533/16 Vals Mix Cold

8

**\* É OBBLIGATORIO posare il Terminale a Elle Monolitico SFALSATO essendo di dimensione diversa rispetto alle piastrelle**  
It is MANDATORY to lay Terminale a Elle Monolitico STAGGERED (not following same joint) due to the difference in dimension between tiles and special pieces

VALS MIX COLD 15,3x31





# MURO DI SIENA VALS

V4



23

R04405/30

11

Muro di Siena Vals R11

31x62 12"x24"



MURO DI SIENA VALS 31x62



**Per una posa ottimale si raccomanda l'utilizzo di distanziatori autolivellanti.**  
For an optimum installation we recommend the use of self-leveling spacers.

PESI E MISURE / WEIGHT AND SIZES / POIDS ET MESURES / GEWICHTE UND VERPACKUNGEN								
dimensioni sizes dimensions abmessungen	spessore thickness épaisseur stärke	pz/collo pcs/box pc/boite stk/ktn	mq/collo sqm/box m/boite qm/ktn	kg/collo kg/box kg/boite kg/ktn	colli/pallet box/europal boites/europal ktn/europal	mq/pallet sqm/pallet m/pallet qm/pallet	kg/europal kg/europal kg/europal kg/europal	
Fondo 60x120 Rettificato	9,5 mm	2	1,44	30,50	30	43,20	940	
Fondo 60x60 Rettificato	9,5 mm	5	1,80	35,50	24	43,20	870	
Fondo 31x62	9 mm	7	1,35	23,30	60	81,00	1425	
Fondo 30x60 Rettificato	9,5 mm	7	1,26	25,00	40	50,40	1020	
Fondo 60x60 Rettificato	20 mm	2	0,72	31,20	30	21,60	960	
Fondo 15,3x31	9 mm	17	0,806	15,00	85	68,51	1295	



# PIETRA DI BAVIERA

**GRES PORCELLANATO IMPASTO COLORATO**  
 COLORED BODY PORCELAIN STONEWARE  
 GRÈS CÉRAME MASSE COLORÉ  
 FEINSTEINZEUG MIT EINGEFAERBTEN SCHERBEN



PIETRA DI BAVIERA 60x60 30x60

**FORMATI • SIZES**  
 FORMATS • FORMATE



**60x60** 24"x24"  
**RETTIFICATO** RECTIFIED



**30x60** 12"x24"  
**RETTIFICATO** RECTIFIED


**SPESSORE THICKNESS**

**20 mm** 3/4"



**60x60** 24"x24"  
**RETTIFICATO** RECTIFIED

**COLORI • COLORS**  
 COULEURS • FARBEN




PIETRA DI BAVIERA



# PIETRA DI BAVIERA



**303642/31** 13 ■  
 Pietra di Baviera Rettificato R10  
 60x60 24"x24"



**303643/33** 77 ■  
 Pietra di Baviera Rettificato R10  
 30x60 12"x24"



**303644/136** 67 ■  
 Mosaico 5x5 Pietra di Baviera  
 30x30 12"x12" 12 ■

**SPESSORE THICKNESS • R11**


20 mm 3/4"



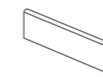
**303657/66** 69 ■  
 Ultra Baviera Rettificato  
 SP 20 mm R11  
 60x60 24"x24" p. 286



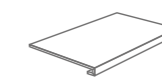
PIETRA DI BAVIERA 60x60



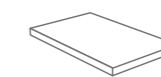
**PEZZI SPECIALI TRIMS**



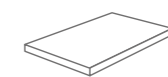
Battiscopa 7x60  
**801546/7**



22 ■ \* Gradino Frontale 30x60 134 ■  
**801547/101**



\* Gradino Angolare DX 30x60 68 ■  
**801548/157**



\* Gradino Angolare SX 30x60 68 ■  
**801605/157**

\* Disponibili solo su ordinazione • Available on demand

PESI E MISURE / WEIGHT AND SIZES / POIDS ET MESURES / GEWICHTE UND VERPACKUNGEN							
dimensioni sizes dimensions abmessungen	spessore thickness epaisseur stärke	pz/collo pcs/box pc/boite stk/ktn	mq/collo sqm/box m/boite qm/ktn	kg/collo kg/box kg/boite kg/ktn	colli/pallet box/europal boites/europal ktn/europal	mq/pallet sqm/pallet m/pallet qm/pallet	kg/europal kg/europal kg/europal kg/europal
Fondo 60x60 Rettificato	9,5 mm	5	1,80	35,50	24	43,20	870
Fondo 30x60 Rettificato	9,5 mm	7	1,26	25,00	40	50,40	1020
Fondo 60x60 Rettificato	20 mm	2	0,72	31,20	30	21,60	960




# LANDSCAPE

**GRES PORCELLANATO IMPASTO COLORATO**  
 COLORED BODY PORCELAIN STONEWARE  
 GRÈS CÉRAME MASSE COLORÉ  
 FEINSTEINZEUG MIT EINGEFAERBTEN SCHERBEN



LANDSCAPE NIGHT 60x60

**COLORI • COLORS**  
 COULEURS • FARBEN



**FORMATI • SIZES**  
 FORMATS • FORMATE



**60x60** 24" x 24"  
**RETTIFICATO** RECTIFIED

**SPESSORE THICKNESS**  
**20 mm** 3/4" **30 mm** 1 1/4"



**60x60** 24" x 24"  
**RETTIFICATO** RECTIFIED





# LANDSCAPE DAY




12

**303425/31** 13 ■  
 Landscape Day Rettificato R10  
 60x60 24"x24"



**SPESSORE THICKNESS**

20 mm 3/4"



18

**303626/66** 69 ■  
 New Ultra Landscape Day  
 Rettificato SP 20 mm R11 p. 284

LANDSCAPE DAY 60x60

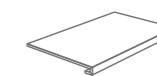


**PEZZI SPECIALI TRIMS**

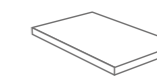
\* Disponibili solo su ordinazione • Available on demand



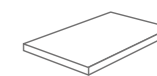
Battiscopa 7x60 22 ■  
**801500/7** Day 20



\* Gradino Frontale 30x60 134 ■  
**801502/101** Day 1



\* Gradino Angolare DX 30x60 68 ■  
**801504/157** Day 1



\* Gradino Angolare SX 30x60 68 ■  
**801505/157** Day 1



# LANDSCAPE NIGHT



18

**303426/31** 13 ■  
 Landscape Night Rettificato **R10**  
 60x60 24"x24"



**SPESSORE THICKNESS**  
 20 mm 3/4" 30 mm 1 1/4"



19

**303625/66** 69 ■  
 New Ultra Landscape Night  
 Rettificato SP 20 mm **R11**  
 60x60 24"x24" p. 284  
**303634/110** 132 ■  
 Ultra Landscape Night  
 Rettificato SP 30 mm **R11**  
 60x60 24"x24" p. 284

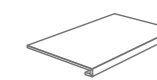


LANDSCAPE NIGHT 60x60

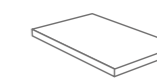
**PEZZI SPECIALI TRIMS**



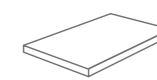
**Battiscopa 7x60**  
**801501/7** Night 20



**Gradino Frontale 30x60** 134  
**801503/101** Night 1



**Gradino Angolare DX 30x60** 68  
**801506/157** Night 1



**Gradino Angolare SX 30x60** 68  
**801507/157** Night 1

★ Disponibili solo su ordinazione • Available on demand

PESI E MISURE / WEIGHT AND SIZES / POIDS ET MESURES / GEWICHTE UND VERPACKUNGEN							
dimensioni sizes dimensions abmessungen	spessore thickness épaisseur stärke	pz/collo pcs/box pc/boite stk/ktn	mq/collo sqm/box m/boite qm/ktn	kg/collo kg/box kg/boite kg/ktn	colli/pallet box/europal boites/europal ktn/europal	mq/pallet sqm/pallet m/pallet qm/pallet	kg/europal kg/europal kg/europal kg/europal
Fondo 60x60 Rettificato	9,5 mm	5	1,80	35,50	24	43,20	870
Fondo 60x60 Rettificato	30 mm	1	0,36	25,00	40	14,40	1025
Fondo 60x60 Rettificato	20 mm	2	0,72	31,20	30	21,60	960






# QUARRY

GRES PORCELLANATO IMPASTO COLORATO  
 COLORED BODY PORCELAIN STONEWARE  
 GRÈS CÉRAME MASSE COLORÉ  
 FEINSTEINZEUG MIT EINGEFAERBTEN SCHERBEN



**COLORI • COLORS**  
 COULEURS • FARBEN



**FORMATI • SIZES**  
 FORMATS • FORMATE



**60x120** 24"x48"  
**RETTIFICATO** RECTIFIED  
**60x120** 24"x48"  
**RETTIFICATO LAPPATO IN CRESTA**  
 RECTIFIED, HONED ON THE RIDGE



**60x60** 24"x24"  
**RETTIFICATO** RECTIFIED  
**60x60** 24"x24"  
**RETTIFICATO LAPPATO IN CRESTA**  
 RECTIFIED, HONED ON THE RIDGE



**30x60** 12"x24"  
**RETTIFICATO** RECTIFIED  
**30x60** 12"x24"  
**RETTIFICATO LAPPATO IN CRESTA**  
 RECTIFIED, HONED ON THE RIDGE

QUARRY CLOUD 60x120



# QUARRY MOON



**303276/52** 133 ■  
 Quarry Moon Rettificato **R10**  
**60x120** 24"x48"  
**303334/59** 127 ■  
 Quarry Moon Rettificato Lappato in Cresta  
**60x120** 24"x48"



**303277/31** 13 ■  
 Quarry Moon Rettificato **R10**  
**60x60** 24"x24"  
**303338/41** 115 ■  
 Quarry Moon Rettificato Lappato in Cresta  
**60x60** 24"x24"



**303278/32** 66 ■  
 Quarry Moon Rettificato **R10**  
**30x60** 12"x24"  
**303342/42** 85 ■  
 Quarry Moon Rettificato Lappato in Cresta  
**30x60** 12"x24"



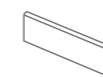
**303268/157** 68 ■  
 Mosaico 5x5 Quarry Moon  
**30x30** 12"x12" 12



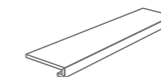
QUARRY MOON 30x60 60x60  
 QUARRY CLOUD 30x60  
 MOSAICO QUARRY CLOUD 30x30

\* Disponibili solo su ordinazione • Available on demand

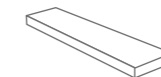
## PEZZI SPECIALI TRIMS



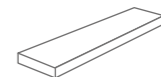
Battiscopa Naturale 7x60 22 ■  
**801427/7** Moon 20



\* Gradino Frontale Naturale 30x120 136 ■  
**801431/195** Moon 1



\* Gradino Angolare DX Naturale 30x120 136 ■  
**801435/256** Moon 1



\* Gradino Angolare SX Naturale 30x120 135 ■  
**801439/256** Moon 1



# QUARRY CLOUD



**303272/52** 133 ■  
 Quarry Cloud Rettificato **R10**  
**60x120** 24"x48"  
**303333/59** 127 ■  
 Quarry Cloud Rettificato Lappato in Cresta  
**60x120** 24"x48"



**303273/31** 13 ■  
 Quarry Cloud Rettificato **R10**  
**60x60** 24"x24"  
**303337/41** 115 ■  
 Quarry Cloud Rettificato Lappato in Cresta  
**60x60** 24"x24"



**303274/32** 66 ■  
 Quarry Cloud Rettificato **R10**  
**30x60** 12"x24"  
**303341/42** 85 ■  
 Quarry Cloud Rettificato Lappato in Cresta  
**30x60** 12"x24"



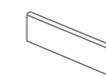
**303267/157** 68 ■  
 Mosaico 5x5 Quarry Cloud  
**30x30** 12"x12" 12



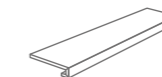
QUARRY CLOUD 60x60



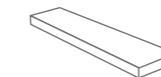
## PEZZI SPECIALI TRIMS



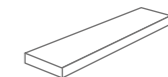
Battiscopa  
Naturale 7x60  
**801426/7** Cloud 22 ■  
20



\* Gradino Frontale  
Naturale 30x120  
**801430/195** Cloud 136 ■  
1



\* Gradino Angolare DX  
Naturale 30x120  
**801434/256** Cloud 136 ■  
1



\* Gradino Angolare SX  
Naturale 30x120  
**801438/256** Cloud 135 ■  
1

\* Disponibili solo su ordinazione • Available on demand



# QUARRY MONSOON



**303280/52** 133 ■  
 Quarry Monsoon Rettificato R10  
**60x120** 24"x48"

**303335/59** 127 ■  
 Quarry Monsoon Rettificato Lappato in Cresta  
**60x120** 24"x48"



**303288/31** 13 ■  
 Quarry Monsoon Rettificato R10  
**60x60** 24"x24"

**303339/41** 115 ■  
 Quarry Monsoon Rettificato Lappato in Cresta  
**60x60** 24"x24"



**303289/32** 66 ■  
 Quarry Monsoon Rettificato R10  
**30x60** 12"x24"

**303343/42** 85 ■  
 Quarry Monsoon Rettificato Lappato in Cresta  
**30x60** 12"x24"



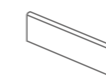
**303269/157** 68 ■  
 Mosaico 5x5 Quarry Monsoon  
**30x30** 12"x12"



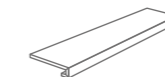
QUARRY MONSOON 60x120

## PEZZI SPECIALI TRIMS

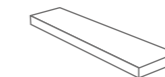
\* Disponibili solo su ordinazione • Available on demand



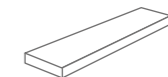
Battiscopa Naturale 7x60 22 ■  
**801428/7** Monsoon 20 ■



\* Gradino Frontale Naturale 30x120 136 ■  
**801432/195** Monsoon 1 ■



\* Gradino Angolare DX Naturale 30x120 135 ■  
**801436/256** Monsoon 1 ■



\* Gradino Angolare SX Naturale 30x120 135 ■  
**801440/256** Monsoon 1 ■




# QUARRY TUNDRA



8

**303291/52** 133 ■  
 Quarry Tundra Rettificato **R10**  
**60x120** 24"x48"  
**303336/59** 127 ■  
 Quarry Tundra Rettificato Lappato in Cresta  
**60x120** 24"x48"



16

**303292/31** 13 ■  
 Quarry Tundra Rettificato **R10**  
**60x60** 24"x24"  
**303340/41** 115 ■  
 Quarry Tundra Rettificato Lappato in Cresta  
**60x60** 24"x24"



32

**303293/32** 66 ■  
 Quarry Tundra Rettificato **R10**  
**30x60** 12"x24"  
**303344/42** 85 ■  
 Quarry Tundra Rettificato Lappato in Cresta  
**30x60** 12"x24"



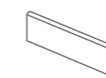
**303270/157** 68 ■  
 Mosaico 5x5 Quarry Tundra  
**30x30** 12"x12" 12



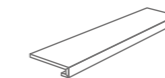
QUARRY TUNDRA 60x120



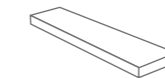
## PEZZI SPECIALI TRIMS



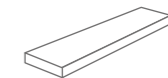
Battiscopa  
Naturale 7x60  
**801429/7** Tundra 20



★ Gradino Frontale  
Naturale 30x120  
**801433/195** Tundra 136



★ Gradino Angolare DX  
Naturale 30x120  
**801437/256** Tundra 135



★ Gradino Angolare SX  
Naturale 30x120  
**801441/256** Tundra 135

Per una posa ottimale si raccomanda l'utilizzo di distanziatori autolivellanti.  
 For an optimum installation we recommend the use of self-leveling spacers.

★ Disponibili solo su ordinazione • Available on demand

PESI E MISURE / WEIGHT AND SIZES / POIDS ET MESURES / GEWICHTE UND VERPACKUNGEN							
dimensioni sizes dimensions abmessungen	spessore thickness épaisseur stärke	pz/collo pcs/box pc/boite stk/ktn	mq/collo sqm/box m/boite qm/ktn	kg/collo kg/box kg/boite kg/ktn	colli/pallet box/europal boites/europal ktn/europal	mq/pallet sqm/pallet m/pallet qm/pallet	kg/europal kg/europal kg/europal kg/europal
Fondo 60x120 Rettificato Lappato in Cresta	9,5 mm	2	1,44	30,50	30	43,20	940
Fondo 60x60 Rettificato Lappato in Cresta	9,5 mm	5	1,80	35,50	24	43,20	870
Fondo 30x60 Rettificato Lappato in Cresta	9,5 mm	7	1,26	25,00	40	50,40	1020




# STONE BLEND

GRES PORCELLANATO  
PORCELAIN STONEWARE  
GRÈS CÉRAME  
FEINSTEINZEUG



**COLORI** • COLORS  
COULEURS • FARBEN



**FORMATI** • SIZES  
FORMATS • FORMATE



**60x120** 24"x48"  
**RETTIFICATO** RECTIFIED



**60x60** 24"x24"  
**RETTIFICATO** RECTIFIED



**31x62** 12"x24"


STONE BLEND SILVERY 60x120



# STONE BLEND GOLDEN



**301779/52** 133 ■  
Stone Blend Golden Rettificato R10  
60x120 24"x48"



**302954/31** 13 ■  
Stone Blend Golden Rettificato R10  
60x60 24"x24"



**301693/28** 8 ■  
Stone Blend Golden R10  
31x62 12"x24"



STONE BLEND GOLDEN 60x120

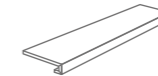
★ Disponibili solo su ordinazione • Available on demand

**PEZZI SPECIALI**  
TRIMS



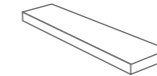
Battiscopa 7x60  
801355/7 Golden

22 ■  
20 ■



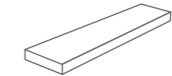
★ Gradino Frontale 30x120  
801291/195 Golden

136 ■  
1 ■



★ Gradino Angolare DX 30x120  
801292/256 Golden

135 ■  
1 ■



★ Gradino Angolare SX 30x120  
801293/256 Golden

135 ■  
1 ■



# STONE BLEND SILVERY



**301774/52** 133 ■  
 Stone Blend Silvery Rettificato **R10**  
 60x120 24"x48"



**302953/31** 13 ■  
 Stone Blend Silvery Rettificato **R10**  
 60x60 24"x24"



**301694/28** 8 ■  
 Stone Blend Silvery **R10**  
 31x62 12"x24"



STONE BLEND SILVERY 31x62 60x60



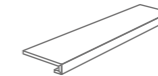
★ Disponibili solo su ordinazione • Available on demand

**PEZZI SPECIALI**  
 TRIMS



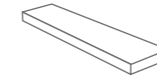
Battiscopa 7x60  
**801356/7** Silvery

22 ■  
 20 ■



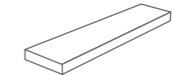
★ Gradino Frontale 30x120  
**801285/195** Silvery

136 ■  
 1 ■



★ Gradino Angolare DX 30x120  
**801287/256** Silvery

135 ■  
 1 ■



★ Gradino Angolare SX 30x120  
**801289/256** Silvery

135 ■  
 1 ■



# STONE BLEND BLACKISH



**301782/52** 133 ■  
Stone Blend Blackish Rettificato R10  
60x120 24"x48"



**302955/31** 13 ■  
Stone Blend Blackish Rettificato R10  
60x60 24"x24"



**301695/28** 8 ■  
Stone Blend Blackish R10  
31x62 12"x24"

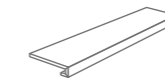


STONE BLEND BLACKISH 60x120  
STONE BLEND SILVERY 31x62

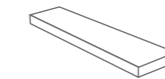
## PEZZI SPECIALI TRIMS



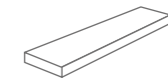
Battiscopa 7x60  
801357/7 Blackish 20



Gradino Frontale 30x120 136  
801286/195 Blackish 1



Gradino Angolare DX 30x120 135  
801288/256 Blackish 1



Gradino Angolare SX 30x120 135  
801290/256 Blackish 1

Per una posa ottimale si raccomanda l'utilizzo di distanziatori autolivellanti.  
For an optimum installation we recommend the use of self-leveling spacers.

\* Disponibili solo su ordinazione • Available on demand

PESI E MISURE / WEIGHT AND SIZES / POIDS ET MESURES / GEWICHTE UND VERPACKUNGEN							
dimensioni sizes dimensions abmessungen	spessore thickness épaisseur stärke	pz/collo pcs/box pc/boite stk/ktn	mq/collo sqm/box m/boite qm/ktn	kg/collo kg/box kg/boite kg/ktn	colli/pallet box/europal boites/europal ktn/europal	mq/pallet sqm/pallet m/pallet qm/pallet	kg/europal kg/europal kg/europal kg/europal
Fondo 60x120 Rettificato	9,5 mm	2	1,44	30,50	30	43,20	940
Fondo 60x60 Rettificato	9,5 mm	5	1,80	35,50	24	43,20	870
Fondo 31x62 Naturale	9 mm	7	1,35	22,90	60	81,00	1400




# SCOUT

**GRES PORCELLANATO**  
PORCELAIN STONEWARE  
GRÈS CÉRAME  
FEINSTEINZEUG



**COLORI • COLORS**  
COULEURS • FARBEN



**FORMATI • SIZES**  
FORMATS • FORMATE



**31x62** 12"x24"



NEW SCOUT BEIGE 31x62  
NEW SCOUT BEIGE 60x60 SP 20 mm





SCOUT SMOKE 31x62



SCOUT BLACK 31x62



**303259/25** 5  
New Scout Beige R10  
31x62 12"x24"



**302958/25** 5  
Scout White R10  
31x62 12"x24"



**303258/25** 5  
New Scout Smoke R10  
31x62 12"x24"



**302960/25** 5  
Scout Black R10  
31x62 12"x24"

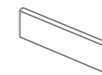
**SPESORE THICKNESS • R11**

17 mm 11/16" 20 mm 3/4" 30 mm 1 1/4" • 60x60 24"x24" - 45x45 18"x18" - 81x81 32"x32" - 40,5x81 16"x32"



p. 287

**PEZZI SPECIALI TRIMS**



- Battiscopa 7,2x62 20
- 801413/07 New Beige 22
- 801350/07 White 22
- 801412/07 New Smoke 22
- 801352/07 Black 22

**PESI E MISURE / WEIGHT AND SIZES / POIDS ET MESURES / GEWICHTE UND VERPACKUNGEN**

dimensioni sizes dimensions abmessungen	spessore thickness épaisseur stärke	pz/collo pcs/box pc/boite stk/ktn	mq/collo sqm/box m/boite qm/ktn	kg/collo kg/box kg/boite kg/ktn	coll/pallet box/europal boites/europal ktn/europal	mq/pallet sqm/pallet m/pallet qm/pallet	kg/europal kg/europal kg/europal kg/europal
Fondo 31x62	9 mm	7	1,35	22,80	40	54,00	940



# GARE DU NORD


**GRES PORCELLANATO IMPASTO COLORATO**  
 COLORED BODY PORCELAIN STONEWARE  
 GRÈS CÉRAME MASSE COLORÉ  
 FEINSTEINZEUG MIT EINGEFAERBTEN SCHERBEN



**COLORI • COLORS**  
 COULEURS • FARBEN



SAND



BROWN



LIGHT GREY



GREY



GRAPHITE

GARE LIGHT GREY 60x120

**FORMATI • SIZES**  
 FORMATS • FORMATE



**60x120** 24"x48"  
**RETTIFICATO** RECTIFIED




**81x81** 32"x32"  
**RETTIFICATO** RECTIFIED



**60x60** 24"x24"  
**RETTIFICATO** RECTIFIED



**30x60** 12"x24"  
**RETTIFICATO** RECTIFIED

**SPESSORE THICKNESS**   
**20 mm** 3/4" **30 mm** 1 1/4"



**60x60** 24"x24"  
**RETTIFICATO** RECTIFIED




# GARE DU NORD SAND



**303591/52** 133 ■  
Gare Sand Rettificato R10  
81x81 32"x32"



**303614/136** 67 ■  
Mosaico 5x5 Gare Sand  
30x30 12"x12" 12



**303647/52** 133 ■  
Gare Sand Rettificato R10  
60x120 24"x48"




**004138/47** 112 ■  
Decoro Infinity Rettificato R10  
(6 pz misti - 6 pcs mix)  
60x60 24"x24"



**303596/31** 13 ■  
Gare Sand Rettificato R10  
60x60 24"x24"



**004137/47** 112 ■  
Decoro Eternity Rettificato R10  
(6 pz misti - 6 pcs mix)  
60x60 24"x24"



**303601/32** 66 ■  
Gare Sand Rettificato R10  
30x60 12"x24"



**303610/22** 42 ■  
Mosaico Esagonetta Mix  
29x29 11"x11" 10

**SPESSORE THICKNESS**


20 mm 3/4" 30 mm 1 1/4"



**303607/66** 69 ■  
Ultra Gare Sand Rettificato  
SP 20 mm R11  
60x60 24"x24" p. 285



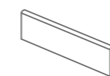
**303609/110** 132 ■  
Ultra Gare Sand Rettificato  
SP 30 mm R11  
60x60 24"x24" p. 285



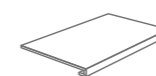
GARE SAND 30x60 GARE SAND 60x60  
DECORO INFINITY 60x60

**PEZZI SPECIALI TRIMS**

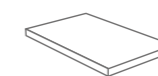
★ Disponibili solo su ordinazione • Available on demand



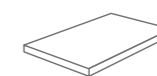
Battiscopa 7x60 22 ■  
801540/7 Sand 20



★ Gradino Frontale 30x60 134 ■  
801608/101 Sand 1  
★ Gradino Frontale 30x120 136 ■  
801613/195 Sand 1



★ Gradino Angolare DX 30x60 68 ■  
801618/157 Sand 1  
★ Gradino Angolare DX 30x120 135 ■  
801628/256 Sand 1



★ Gradino Angolare SX 30x60 68 ■  
801623/157 Sand 1  
★ Gradino Angolare SX 30x120 135 ■  
801633/256 Sand 1




# GARE DU NORD BROWN



9

**303592/52** 133 ■  
Gare Brown Rettificato R10  
81x81 32"x32"



18

**303597/31** 13 ■  
Gare Brown Rettificato R10  
60x60 24"x24"



**004138/47** 112 ■  
Decoro Infinity Rettificato R10  
(6 pz misti - 6 pcs mix)  
60x60 24"x24"



36

**303602/32** 66 ■  
Gare Brown Rettificato R10  
30x60 12"x24"



**004137/47** 112 ■  
Decoro Eternity Rettificato R10  
(6 pz misti - 6 pcs mix)  
60x60 24"x24"



**303615/136** 67 ■  
Mosaico 5x5 Gare Brown  
30x30 12"x12"



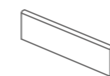
**303610/22** 42 ■  
Mosaico Esagonetta Mix  
29x29 11"x11"



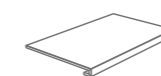
GARE BROWN 81x81

## PEZZI SPECIALI TRIMS

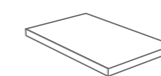
★ Disponibili solo su ordinazione • Available on demand



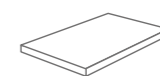
Battiscopa 7x60 22 ■  
801541/7 Brown 20 ■



★ Gradino Frontale 30x60 134 ■  
801609/101 Brown 1 ■  
★ Gradino Frontale 30x120 136 ■  
801614/195 Brown 1 ■




★ Gradino Angolare DX 30x60 68 ■  
801619/157 Brown 1 ■  
★ Gradino Angolare DX 30x120 135 ■  
801629/256 Brown 1 ■



★ Gradino Angolare SX 30x60 68 ■  
801624/157 Brown 1 ■  
★ Gradino Angolare SX 30x120 135 ■  
801634/256 Brown 1 ■




# GARE DU NORD LIGHT GREY



**303593/52** 133 ■  
Gare Light Grey Rettificato **R10**  
81x81 32"x32"



**303618/136** 67 ■  
Mosaico 5x5 Gare Light Grey  
30x30 12"x12" 12 ■



**303645/52** 133 ■  
Gare Light Grey Rettificato **R10**  
60x120 24"x48"




**004138/47** 112 ■  
Decoro Infinity Rettificato **R10**  
(6 pz misti - 6 pcs mix)  
60x60 24"x24"



**303598/31** 13 ■  
Gare Light Grey Rettificato **R10**  
60x60 24"x24"



**004137/47** 112 ■  
Decoro Eternity Rettificato **R10**  
(6 pz misti - 6 pcs mix)  
60x60 24"x24"



**303603/32** 66 ■  
Gare Light Grey Rettificato **R10**  
30x60 12"x24"



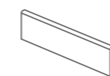
**303613/22** 42 ■  
Mosaico Triangolo Light Grey  
30x34 12"x13" 11 ■



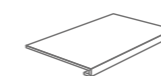
GARE LIGHT GREY 60x120

## PEZZI SPECIALI TRIMS

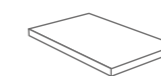
★ Disponibili solo su ordinazione • Available on demand



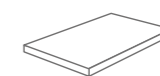
Battiscopa 7x60 22 ■  
801544/7 Light Grey 20 ■



★ Gradino Frontale 30x60 134 ■  
801610/101 Light Grey 1 ■  
★ Gradino Frontale 30x120 136 ■  
801615/195 Light Grey 1 ■




★ Gradino Angolare DX 30x60 68 ■  
801620/157 Light Grey 1 ■  
★ Gradino Angolare DX 30x120 135 ■  
801630/256 Light Grey 1 ■



★ Gradino Angolare SX 30x60 68 ■  
801625/157 Light Grey 1 ■  
★ Gradino Angolare SX 30x120 135 ■  
801635/256 Light Grey 1 ■



# GARE DU NORD GREY




9

**303594/52** 133 ■  
Gare Grey Rettificato R10  
81x81 32"x32"




**303617/136** 67 ■  
Mosaico 5x5 Gare Grey  
30x30 12"x12" 12



9

**303646/52** 133 ■  
Gare Grey Rettificato R10  
60x120 24"x48"



**004138/47** 112 ■  
Decoro Infinity Rettificato R10  
(6 pz misti - 6 pcs mix)  
60x60 24"x24"



18

**303599/31** 13 ■  
Gare Grey Rettificato R10  
60x60 24"x24"



**004137/47** 112 ■  
Decoro Eternity Rettificato R10  
(6 pz misti - 6 pcs mix)  
60x60 24"x24"



36

**303604/32** 66 ■  
Gare Grey Rettificato R10  
30x60 12"x24"



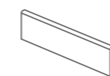
**303612/22** 42 ■  
Mosaico Triangolo Grey  
30x34 12"x13" 11



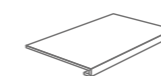
GARE GREY 80x80

## PEZZI SPECIALI TRIMS

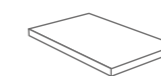
★ Disponibili solo su ordinazione • Available on demand



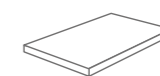
Battiscopa 7x60 22 ■  
801543/7 Grey 20



★ Gradino Frontale 30x60 134 ■  
801611/101 Grey 1  
★ Gradino Frontale 30x120 136 ■  
801616/195 Grey 1



★ Gradino Angolare DX 30x60 68 ■  
801621/157 Grey 1  
★ Gradino Angolare DX 30x120 135 ■  
801631/256 Grey 1



★ Gradino Angolare SX 30x60 68 ■  
801626/157 Grey 1  
★ Gradino Angolare SX 30x120 135 ■  
801636/256 Grey 1



## GARE DU NORD GRAPHITE



9

**303595/52** 133 ■  
Gare Graphite Rettificato R10  
81x81 32"x32"



18

**303600/31** 13 ■  
Gare Graphite Rettificato R10  
60x60 24"x24"



**004138/47** 112 ■  
Decoro Infinity Rettificato R10  
(6 pz misti - 6 pcs mix)  
60x60 24"x24"



36

**303605/32** 66 ■  
Gare Graphite Rettificato R10  
30x60 12"x24"



**004137/47** 112 ■  
Decoro Eternity Rettificato R10  
(6 pz misti - 6 pcs mix)  
60x60 24"x24"



**303616/136** 67 ■  
Mosaico 5x5 Gare Graphite  
30x30 12"x12"



**303611/22** 42 ■  
Mosaico Triangolo Graphite  
30x34 12"x13"

## SPESSORE THICKNESS

20 mm 3/4" 30 mm 1 1/4"




16

**303606/66** 69 ■  
Ultra Gare Graphite Rettificato  
SP 20 mm R11  
60x60 24"x24"

p. 285

**303608/110** 132 ■  
Ultra Gare Graphite Rettificato  
SP 30 mm R11  
60x60 24"x24"

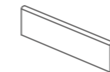
p. 285



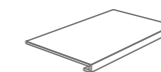
GARE LIGHT GREY 30x60 GARE GRAPHITE 30x60 DECORO ETERNITY 60x60

## PEZZI SPECIALI TRIMS

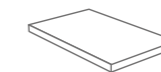
\* Disponibili solo su ordinazione • Available on demand



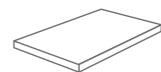
Battiscopa 7x60 22 ■  
801542/7 Graphite 20 ■



★ Gradino Frontale 30x60 134 ■  
801612/101 Graphite 1 ■  
★ Gradino Frontale 30x120 136 ■  
801617/195 Graphite 1 ■



★ Gradino Angolare DX 30x60 68 ■  
801622/157 Graphite 1 ■  
★ Gradino Angolare DX 30x120 135 ■  
801632/256 Graphite 1 ■



★ Gradino Angolare SX 30x60 68 ■  
801627/157 Graphite 1 ■  
★ Gradino Angolare SX 30x120 135 ■  
801637/256 Graphite 1 ■

Per una posa ottimale si raccomanda l'utilizzo di distanziatori autolivellanti.  
For an optimum installation we recommend the use of self-leveling spacers.

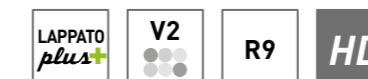
## PESI E MISURE / WEIGHT AND SIZES / POIDS ET MESURES / GEWICHTE UND VERPACKUNGEN

dimensioni sizes dimensions abmessungen	spessore thickness épaisseur stärke	pz/collo pcs/box pcl/boite stk/ktn	mq/collo sqm/box m/boite qm/ktn	kg/collo kg/box kg/boite kg/ktn	colli/pallet box/europal boites/europal ktn/europal	mq/pallet sqm/pallet m/pallet qm/pallet	kg/europal kg/europal kg/europal kg/europal
Fondo 81x81 Rettificato	9,5 mm	3	1,97	38,60	32	63,04	1260
Fondo 60x120 Rettificato	9,5 mm	2	1,44	30,50	30	43,20	940
Fondo 60x60 Rettificato/Decor	9,5 mm	4	1,44	26,00	32	46,08	860
Fondo 30x60 Rettificato	9,5 mm	8	1,44	26,00	32	46,08	860
Fondo 60x60 Rettificato	20 mm	2	0,72	31,20	30	21,60	960
Fondo 60x60 Rettificato	30 mm	1	0,36	25,00	40	14,40	1025



# SMOT

GRES PORCELLANATO IMPASTO COLORATO  
 COLORED BODY PORCELAIN STONEWARE  
 GRÈS CÉRAME MASSE COLORÉ  
 FEINSTEINZEUG MIT EINGEFAERBTEN SCHERBEN



**COLORI • COLORS**  
 COULEURS • FARBEN



SMOT GREY 59x118

**FORMATI • SIZES**  
 FORMATS • FORMATE



**80x160** 32"x63"  
**RETTIFICATO LAPPATO plus+** RECTIFIED



**60x120** 24"x48"  
**RETTIFICATO** RECTIFIED  
**59x118** 23"x46.5"  
**RETTIFICATO LAPPATO plus+** RECTIFIED



**60x60** 24"x24"  
**RETTIFICATO** RECTIFIED  
**59x59** 23"x23"  
**RETTIFICATO LAPPATO plus+** RECTIFIED



**30x60** 12"x24"  
**RETTIFICATO** RECTIFIED  
**29,5x59** 11.5"x23"  
**RETTIFICATO LAPPATO plus+** RECTIFIED



## SMOT WHITE



8

**303325/99** 116 ■  
Smot White **Lappato plus+** Rettificato  
80x160 32"x63"



16

**303301/52** 133 ■  
Smot White Rettificato R9  
60x120 24"x48"

**303305/66** 69 ■  
Smot White **Lappato plus+** Rettificato  
59x118 23"x46.5"



**001336/86** 107 ■  
Decoro Smot White **Lappato plus+**  
Rettificato [4 pz misti - 4 pcs mix]  
59x118 23"x46.5"



32

**303309/31** 13 ■  
Smot White Rettificato R9  
60x60 24"x24"

**303313/52** 133 ■  
Smot White **Lappato plus+**  
Rettificato  
59x59 23"x23"



**303329/136** 67 ■  
Mosaico 5x5 Smot White Naturale  
30x30 12"x12"



64

**303317/32** 66 ■  
Smot White Rettificato R9  
30x60 12"x24"

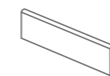
**303321/53** 106 ■  
Smot White **Lappato plus+**  
Rettificato  
29,5x59 11.5"x23"

LAPPATO  
*plus+*

SMOT WHITE 59x59

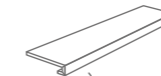


## PEZZI SPECIALI TRIMS



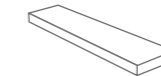
Battiscopa  
**Lappato plus+** 7x59 33 ■  
801510/11 White 20 ■

Battiscopa  
Naturale 7x60 22 ■  
801458/7 White 20 ■



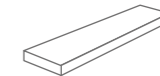
★ Gradino Frontale  
**Lappato plus+** 30x118 137 ■  
801592/201 White 1 ■

★ Gradino Frontale  
Naturale 30x120 136 ■  
801462/195 White 1 ■



★ Gradino Angolare DX  
**Lappato plus+** 30x118 138 ■  
801593/262 White 1 ■

★ Gradino Angolare DX  
Naturale 30x120 135 ■  
801466/256 White 1 ■



★ Gradino Angolare SX  
**Lappato plus+** 30x118 138 ■  
801594/262 White 1 ■

★ Gradino Angolare SX  
Naturale 30x120 135 ■  
801470/256 White 1 ■

★ Disponibili solo su ordinazione • Available on demand



## SMOT GREY



8

**303326/99** 116 ■  
Smot Grey **Lappato plus+** Rettificato  
80x160 32"x63"



16

**303302/52** 133 ■  
Smot Grey Rettificato **R9**  
60x120 24"x48"  
**303306/66** 61 ■  
Smot Grey **Lappato plus+** Rettificato  
59x118 23"x46.5"



**001337/86** 107 ■  
Decoro Smot Grey **Lappato plus+**  
Rettificato [4 pz misti - 4 pcs mix]  
59x118 23"x46.5"



32

**303310/31** 13 ■  
Smot Grey Rettificato **R9**  
60x60 24"x24"  
**303314/52** 133 ■  
Smot Grey **Lappato plus+**  
Rettificato  
59x59 23"x23"



64

**303318/32** 66 ■  
Smot Grey Rettificato **R9**  
30x60 12"x24"  
**303322/53** 106 ■  
Smot Grey **Lappato plus+**  
Rettificato  
29,5x59 11.5"x23"



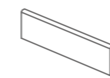
**303330/136** 67 ■  
Mosaico 5x5 Smot Grey Naturale  
30x30 12"x12" 12 ■

LAPPATO  
*plus+*

SMOT GREY 59x59 SMOT WHITE 59x118  
DECORO SMOT GREY 59x118

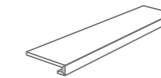


## PEZZI SPECIALI TRIMS



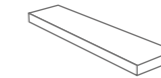
Battiscopa  
**Lappato plus+** 7x59 33 ■  
801529/11 Grey 20 ■

Battiscopa  
Naturale 7x60 22 ■  
801459/7 Grey 20 ■



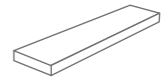
★ Gradino Frontale  
**Lappato plus+** 30x118 137 ■  
801463/195 Grey 1 ■

★ Gradino Frontale  
Naturale 30x120 136 ■  
801463/195 Grey 1 ■



★ Gradino Angolare DX  
**Lappato plus+** 30x118 138 ■  
801596/262 Grey 1 ■

★ Gradino Angolare DX  
Naturale 30x120 135 ■  
801467/256 Grey 1 ■



★ Gradino Angolare SX  
**Lappato plus+** 30x118 138 ■  
801597/262 Grey 1 ■

★ Gradino Angolare SX  
Naturale 30x120 135 ■  
801471/256 Grey 1 ■

★ Disponibili solo su ordinazione • Available on demand



## SMOT ANTHRACITE



8


**303328/99** 116 ■  
Smot Anthracite **Lappato plus+** Rettificato  
80x160 32"x63"



16

**303304/52** 133 ■  
Smot Anthracite Rettificato **R9**  
60x120 24"x48"

**303308/66** 69 ■  
Smot Anthracite **Lappato plus+** Rettificato  
59x118 23"x46.5"



**001339/86** 107 ■  
Decoro Smot Anthracite **Lappato plus+**  
Rettificato [4 pz misti - 4 pcs mix]  
59x118 23"x46.5"



32

**303312/31** 13 ■  
Smot Anthracite Rettificato **R9**  
60x60 24"x24"

**303316/52** 133 ■  
Smot Anthracite **Lappato plus+**  
Rettificato  
59x59 23"x23"



64

**303320/32** 66 ■  
Smot Anthracite Rettificato **R9**  
30x60 12"x24"

**303324/53** 106 ■  
Smot Anthracite **Lappato plus+**  
Rettificato  
29,5x59 11.5"x23"



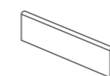
**303332/136** 67 ■  
Mosaico 5x5 Smot Anthracite Naturale  
30x30 12"x12"

LAPPATO  
*plus+*

SMOT ANTHRACITE 80x160

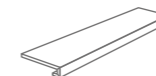


## PEZZI SPECIALI TRIMS



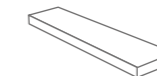
Battiscopa  
**Lappato plus+** 7x59 33 ■  
**801528/11** Anthracite 20 ■

Battiscopa  
Naturale 7x60 22 ■  
**801461/7** Anthracite 20 ■



★ Gradino Frontale  
**Lappato plus+** 30x118 137 ■  
**801598/201** Anthracite 1 ■

★ Gradino Frontale  
Naturale 30x120 136 ■  
**801465/195** Anthracite 1 ■



★ Gradino Angolare DX  
**Lappato plus+** 30x118 138 ■  
**801599/262** Anthracite 1 ■

★ Gradino Angolare DX  
Naturale 30x120 135 ■  
**801469/256** Anthracite 1 ■



★ Gradino Angolare SX  
**Lappato plus+** 30x118 138 ■  
**801600/262** Anthracite 1 ■

★ Gradino Angolare SX  
Naturale 30x120 135 ■  
**801473/256** Anthracite 1 ■

★ Disponibili solo su ordinazione • Available on demand



## SMOT BEIGE



8

**303327/99** 116 ■  
Smot Beige **Lappato plus+** Rettificato  
80x160 32"x63"



16

**303303/52** 133 ■  
Smot Beige Rettificato R9  
60x120 24"x48"  
**303307/66** 69 ■  
Smot Beige **Lappato plus+** Rettificato  
59x118 23"x46.5"




**001338/86** 107 ■  
Decoro Smot Beige **Lappato plus+**  
Rettificato [4 pz misti - 4 pcs mix]  
59x118 23"x46.5"



32

**303311/31** 13 ■  
Smot Beige Rettificato R9  
60x60 24"x24"  
**303315/52** 133 ■  
Smot Beige **Lappato plus+**  
Rettificato  
59x59 23"x23"



64

**303319/32** 66 ■  
Smot Beige Rettificato R9  
30x60 12"x24"  
**303323/53** 106 ■  
Smot Beige **Lappato plus+**  
Rettificato  
29,5x59 11.5"x23"

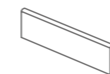


**303331/136** 67 ■  
Mosaico 5x5 Smot Beige Naturale  
30x30 12"x12" 12

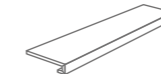
LAPPATO  
*plus+*

SMOT BEIGE 80x160

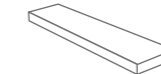
## PEZZI SPECIALI TRIMS



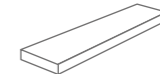
Battiscopa  
**Lappato plus+** 7x59 33 ■  
**801539/11** Beige 20



★ Gradino Frontale  
**Lappato plus+** 30x118 137 ■  
**801601/201** Beige 1



★ Gradino Angolare DX  
**Lappato plus+** 30x118 138 ■  
**801602/262** Beige 1



★ Gradino Angolare SX  
**Lappato plus+** 30x118 138 ■  
**801603/262** Beige 1

Battiscopa  
Naturale 7x60 22 ■  
**801460/7** Beige 20

★ Gradino Frontale  
Naturale 30x120 136 ■  
**801464/195** Beige 1

★ Gradino Angolare DX  
Naturale 30x120 135 ■  
**801468/256** Beige 1

★ Gradino Angolare SX  
Naturale 30x120 135 ■  
**801472/256** Beige 1

Per una posa ottimale si raccomanda l'utilizzo di distanziatori autolivellanti.  
For an optimum installation we recommend the use of self-leveling spacers.

★ Gli imballi speciali degli articoli in questo formato saranno addebitati ad Euro 50,00 l'uno  
\* Special package of items in this size will be charged Euro 50,00/each

★ Disponibili solo su ordinazione • Available on demand

PESI E MISURE / WEIGHT AND SIZES / POIDS ET MESURES / GEWICHTE UND VERPACKUNGEN							
dimensioni sizes dimensions abmessungen	spessore thickness épaisseur stärke	pz/collo pcs/box pc/boite stk/ktn	mq/collo sqm/box m/boite qm/ktn	kg/collo kg/box kg/boite kg/ktn	colli/pallet box/europal boites/europal ktn/europal	mq/pallet sqm/pallet m/pallet qm/pallet	kg/europal kg/europal kg/europal kg/europal
Fondo 80x160 Lappato Plus Rettificato	10 mm	2	2,56	55,00	14	35,84	830 *
Fondo 60x120 Rettificato	9,5 mm	2	1,44	30,50	30	43,20	940
Fondo 59x118 Lappato Plus Rettificato/Dec. Smot	9,5 mm	2	1,392	29,40	30	41,76	907
Fondo 60x60 Rettificato	9,5 mm	5	1,80	35,50	24	43,20	870
Fondo 59x59 Lappato Plus Rettificato	9,5 mm	5	1,74	36,30	24	41,76	897
Fondo 30x60 Rettificato	9,5 mm	7	1,26	25,00	40	50,40	1020
Fondo 29,5x59 Lappato Plus Rettificato	9,5 mm	7	1,218	25,50	40	48,72	1045




# TOUCH FEEL

**GRES PORCELLANATO IMPASTO COLORATO**  
 COLORED BODY PORCELAIN STONEWARE  
 GRÈS CÉRAME MASSE COLORÉ  
 FEINSTEINZEUG MIT EINGEFAERBTEN SCHERBEN



**COLORI • COLORS**  
 COULEURS • FARBEN



**FORMATI • SIZES**  
 FORMATS • FORMATE



**81x162 32"x64"**  
**RETTIFICATO RECTIFIED**  
**AUTOLIVELLANTE SELF LEVELING**



**81x81 32"x32"**  
**RETTIFICATO RECTIFIED**



**60x60 24"x24"**  
**RETTIFICATO RECTIFIED**



**30x60 12"x24"**  
**RETTIFICATO RECTIFIED**

TOUCH FEEL GREY 81x162



# TOUCH FEEL WHITE



12

**303035/61** 95 ■  
Touch White Rettificato R9  
81x162 32"x64"




24

**303039/52** 133 ■  
Touch White Rettificato R9  
81x81 32"x32"



28

**303043/31** 13 ■  
Touch White Rettificato R9  
60x60 24"x24"



56

**303047/32** 66 ■  
Touch White Rettificato R9  
30x60 12"x24"



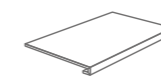
TOUCH WHITE 30x60 TOUCH BLACK 81x81

★ Disponibili solo su ordinazione • Available on demand

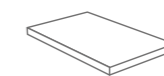
**PEZZI SPECIALI**  
TRIMS



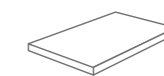
Battiscopa 7x60 22 ■  
801385/7 White 20



★ Gradino Frontale 30x60 134 ■  
801580/101 White 1



★ Gradino Angolare DX 30x60 68 ■  
801581/157 White 1



★ Gradino Angolare SX 30x60 68 ■  
801582/157 White 1



# TOUCH FEEL GREY



12

**303037/61** 95 ■  
 Touch Grey Rettificato R9  
 81x162 32"x64"



24

**303041/52** 133 ■  
 Touch Grey Rettificato R9  
 81x81 32"x32"



28

**303045/31** 13 ■  
 Touch Grey Rettificato R9  
 60x60 24"x24"




56

**303049/32** 66 ■  
 Touch Grey Rettificato R9  
 30x60 12"x24"



TOUCH GREY 81x162

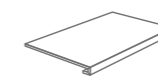


★ Disponibili solo su ordinazione • Available on demand

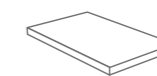
### PEZZI SPECIALI TRIMS



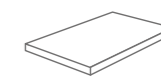
Battiscopa 7x60 22 ■  
 801387/7 Grey 20



★ Gradino Frontale 30x60 134 ■  
 801583/101 Grey 1



★ Gradino Angolare DX 30x60 68 ■  
 801584/157 Grey 1



★ Gradino Angolare SX 30x60 68 ■  
 801585/157 Grey 1



# TOUCH FEEL BLACK



12

**303036/61** 95 ■  
Touch Black Rettificato R9  
81x162 32"x64"




24

**303040/52** 133 ■  
Touch Black Rettificato R9  
81x81 32"x32"



28

**303044/31** 13 ■  
Touch Black Rettificato R9  
60x60 24"x24"



56

**303048/32** 66 ■  
Touch Black Rettificato R9  
30x60 12"x24"



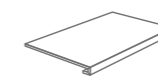
TOUCH BLACK 81x162 TOUCH WHITE 81x81

★ Disponibili solo su ordinazione • Available on demand

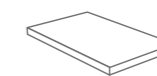
## PEZZI SPECIALI TRIMS



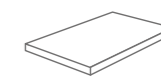
Battiscopa 7x60 22 ■  
801386/7 Black 20



★ Gradino Frontale 30x60 134 ■  
801586/101 Black 1



★ Gradino Angolare DX 30x60 68 ■  
801587/157 Black 1



★ Gradino Angolare SX 30x60 68 ■  
801588/157 Black 1




# TOUCH FEEL BEIGE



12

**303038/61** 95 ■  
Touch Beige Rettificato R9  
81x162 32"x64"



24

**303042/52** 133 ■  
Touch Beige Rettificato R9  
81x81 32"x32"



28

**303046/31** 13 ■  
Touch Beige Rettificato R9  
60x60 24"x24"



56

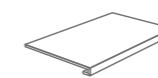
**303050/32** 66 ■  
Touch Beige Rettificato R9  
30x60 12"x24"



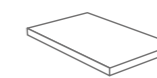
## PEZZI SPECIALI TRIMS



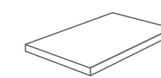
Battiscopa 7x60 22 ■  
801388/7 Beige 20



★ Gradino Frontale 30x60 134 ■  
801589/101 Beige 1



★ Gradino Angolare DX 30x60 68 ■  
801590/157 Beige 1



★ Gradino Angolare SX 30x60 68 ■  
801591/157 Beige 1

Per una posa ottimale si raccomanda l'utilizzo di distanziatori autolivellanti.

For an optimum installation we recommend the use of self-leveling spacers.

★ Gli imballi speciali degli articoli in questo formato saranno addebitati ad Euro 50,00 l'uno

★ Special package of items in this size will be charged Euro 50,00/each

★ Disponibili solo su ordinazione • Available on demand

### PESI E MISURE / WEIGHT AND SIZES / POIDS ET MESURES / GEWICHTE UND VERPACKUNGEN

dimensioni sizes dimensions abmessungen	spessore thickness épaisseur stärke	pz/collo pcs/box pc/boite stk/ktn	mq/collo sqm/box m/boite qm/ktn	kg/collo kg/box kg/boite kg/ktn	colli/pallet box/europal boites/europal ktn/europal	mq/pallet sqm/pallet m/pallet qm/pallet	kg/europal kg/europal kg/europal kg/europal
Fondo 81x162 Rettificato	10 mm	2	2,625	58,50	14	36,75	880
Fondo 81x81 Rettificato	9,5 mm	3	1,97	38,60	32	63,04	1260
Fondo 60x60 Rettificato	9,5 mm	5	1,80	35,50	24	43,20	870
Fondo 30x60 Rettificato	9,5 mm	7	1,26	25,00	40	50,40	1020



# BASIC

**GRES PORCELLANATO IMPASTO COLORATO**  
 COLORED BODY PORCELAIN STONEWARE  
 GRÈS CÉRAME MASSE COLORÉ  
 FEINSTEINZEUG MIT EINGEFAERBTEN SCHERBEN



**COLORI • COLORS**  
 COULEURS • FARBEN



**FORMATI • SIZES**  
 FORMATS • FORMATE



**60x120** 24"x48"  
**RETTIFICATO** RECTIFIED



**81x81** 32"x32"  
**RETTIFICATO** RECTIFIED  
**80x80** 32"x32"  
**RETTIFICATO LAPPATO IN CRESTA**  
 RECTIFIED, HONED ON THE RIDGE



**60x60** 24"x24"  
**RETTIFICATO** RECTIFIED



**30x60** 12"x24"  
**RETTIFICATO** RECTIFIED

**SPESSORE THICKNESS**

**20 mm** 3/4" **30 mm** 1 1/4"



**60x60** 24"x24"  
**RETTIFICATO** RECTIFIED



**45x45** 18"x18"

BASIC GREY 80x80



# BASIC LIGHT GREY



**302888/52** 133

Basic Light Grey Rettificato **R9**

**81x81** 32"x32"

**303399/59** 127

Basic Light Grey

Rettificato Lappato in Cresta

**80x80** 32"x32"



**302890/31** 13

Basic Light Grey Rettificato **R9**

**60x60** 24"x24"



**303467/52** 133

Basic Light Grey Rettificato **R9**

**60x120** 24"x48"



**302891/32** 66

Basic Light Grey Rettificato **R9**

**30x60** 12"x24"



**302966/99** 116

Mosaico Multi Basic Light Grey

**30x60** 12"x24"



**302901/136** 67

Mosaico 5x5 Basic Light Grey

**30x30** 12"x12"



**302905/22** 42

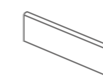
Mosaico Esagonetta

Basic Light Grey

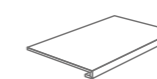
**30x34** 12"x13"



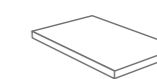
## PEZZI SPECIALI TRIMS



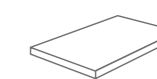
Battiscopa 7x60 22  
**801303/7** Light Grey 20



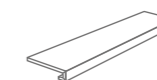
\* Gradino Frontale 30x60 134  
**801638/101** Light Grey 1



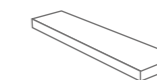
\* Gradino Angolare DX 30x60 68  
**801642/157** Light Grey 1



\* Gradino Angolare SX 30x60 68  
**801646/157** Light Grey 1



\* Gradino Frontale 30x120 136  
**801687/195** Light Grey 1



\* Gradino Angolare DX 30x120 135  
**801688/256** Light Grey 1



\* Gradino Angolare SX 30x120 135  
**801689/256** Light Grey 1

\* Disponibili solo su ordinazione • Available on demand



## BASIC GREY



**302892/52** 133 ■

Basic Grey Rettificato **R9**

**81x81** 32"x32"

**303400/59** 127 ■

Basic Grey  
Rettificato Lappato in Cresta

**80x80** 32"x32"



**302894/31** 13 ■

Basic Grey Rettificato **R9**

**60x60** 24"x24"



**302895/32** 66 ■

Basic Grey Rettificato **R9**

**30x60** 12"x24"



**302902/136** 67 ■

Mosaico 5x5 Basic Grey

**30x30** 12"x12" 12 ■



**303468/52** 133 ■

Basic Grey Rettificato **R9**

**60x120** 24"x48"



**302967/99** 116 ■

Mosaico Multi Basic Grey

**30x60** 12"x24" 5 ■




**302906/22** 42 ■

Mosaico Esagonetta

Basic Grey  
**30x34** 12"x13" 5 ■

## SPESSORE THICKNESS

20 mm 3/4" 30 mm 1 1/4"



SP 20



SP 30

**303568/66** 69 ■

New Ultra Basic Grey Rettificato

SP 20 mm **R11**

**60x60** 24"x24" p. 286

**303635/110** 132 ■

Ultra Basic Grey Rettificato

SP 30 mm **R11**

**60x60** 24"x24" p. 286



**303580/50** 80 ■

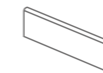
New Ultra Basic Grey Naturale

SP 20 mm **R11**

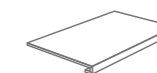
**45x45** 18"x18" p. 286



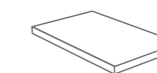
BASIC GREY 81x81

PEZZI SPECIALI  
TRIMS

Battiscopa 7x60 22 ■  
**801304/7** Grey 20 ■



\* Gradino Frontale 30x60 134 ■  
**801639/101** Grey 1 ■



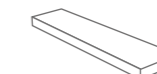
\* Gradino Angolare DX 30x60 68 ■  
**801643/157** Grey 1 ■



\* Gradino Angolare SX 30x60 68 ■  
**801647/157** Grey 1 ■



\* Gradino Frontale 30x120 136 ■  
**801684/195** Grey 1 ■



\* Gradino Angolare DX 30x120 135 ■  
**801685/256** Grey 1 ■




\* Gradino Angolare SX 30x120 135 ■  
**801686/256** Grey 1 ■

\* Disponibili solo su ordinazione • Available on demand



# BASIC BEIGE



**302884/52** 133 ■

Basic Beige Rettificato R9

81x81 32"x32"

**303397/59** 127 ■

Basic Beige

Rettificato Lappato in Cresta


80x80 32"x32"



**302886/31** 13 ■

Basic Beige Rettificato R9

60x60 24"x24"



**303465/52** 133 ■

Basic Beige Rettificato R9

60x120 24"x48"



**302887/32** 66 ■

Basic Beige Rettificato R9

30x60 12"x24"



**302965/99** 116 ■

Mosaico Multi Basic Beige

30x60 12"x24" 5 📦



**302900/136** 67 ■

Mosaico 5x5 Basic Beige

30x30 12"x12" 12 📦



**302904/22** 42 ■

Mosaico Esagonetta

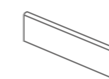
Basic Beige 30x34 12"x13" 5 📦



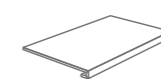
BASIC BEIGE 81x81



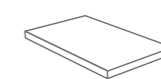
## PEZZI SPECIALI TRIMS



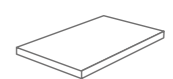
Battiscopa 7x60 22 ■  
801302/7 Beige 20 📦



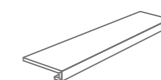
★ Gradino Frontale 30x60 134 ■  
801640/101 Beige 1 📦



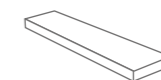
★ Gradino Angolare DX 30x60 68 ■  
801644/157 Beige 1 📦



★ Gradino Angolare SX 30x60 68 ■  
801648/157 Beige 1 📦



★ Gradino Frontale 30x120 136 ■  
801678/195 Beige 1 📦



★ Gradino Angolare DX 30x120 135 ■  
801679/256 Beige 1 📦




★ Gradino Angolare SX 30x120 135 ■  
801680/256 Beige 1 📦

★ Disponibili solo su ordinazione • Available on demand



## BASIC FUMÈ



**302896/52** 133 ■

Basic Fumè Rettificato R9

81x81 32"x32"

**303398/59** 127 ■

Basic Fumè

Rettificato Lappato in Cresta

80x80 32"x32"



**302898/31** 13 ■

Basic Fumè Rettificato R9

60x60 24"x24"



**303466/52** 133 ■

Basic Fumè Rettificato R9


60x120 24"x48"



**302899/32** 66 ■

Basic Fumè Rettificato R9

30x60 12"x24"



**302968/99** 116 ■

Mosaico Multi Basic Fumè

30x34 12"x13"



**302903/136** 67 ■

Mosaico 5x5 Basic Fumè

30x30 12"x12"

12 ■



**302907/22** 42 ■

Mosaico Esagonetta

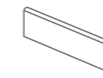
Basic Fumè

30x34 12"x13"

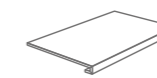
5 ■



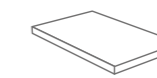
BASIC FUMÈ 81x81

PEZZI SPECIALI  
TRIMS

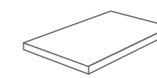
Battiscopa 7x60 22 ■  
**801305/7** Fumè 20 ■



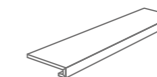
★ Gradino Frontale 30x60 134 ■  
**801641/101** Fumè 1 ■



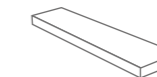
★ Gradino Angolare DX 30x60 68 ■  
**801645/157** Fumè 1 ■



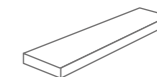
★ Gradino Angolare SX 30x60 68 ■  
**801649/157** Fumè 1 ■



★ Gradino Frontale 30x120 136 ■  
**801681/195** Fumè 1 ■



★ Gradino Angolare DX 30x120 135 ■  
**801682/256** Fumè 1 ■



★ Gradino Angolare SX 30x120 135 ■  
**801683/256** Fumè 1 ■

★ Disponibili solo su ordinazione • Available on demand

Per una posa ottimale si raccomanda l'utilizzo di distanziatori autolivellanti.  
For an optimum installation we recommend the use of self-leveling spacers.

## PESI E MISURE / WEIGHT AND SIZES / POIDS ET MESURES / GEWICHTE UND VERPACKUNGEN

dimensioni sizes dimensions abmessungen	spessore thickness épaisseur stärke	pz/collo pcs/box pc/boite stk/ktn	mq/collo sqm/box m <sup>2</sup> /boite qm/ktn	kg/collo kg/box kg/boite kg/ktn	colli/pallet box/europal boites/europal ktn/europal	mq/pallet sqm/pallet m <sup>2</sup> /pallet qm/pallet	kg/europal kg/europal kg/europal kg/europal
Fondo 81x81 Rettificato	9,5 mm	3	1,97	38,60	32	63,04	1260
Fondo 80x80 Rettificato Lappato in Cresta	9,5 mm	3	1,92	38,60	32	61,44	1260
Fondo 60x120 Rettificato	9,5 mm	2	1,44	30,50	30	43,20	940
Fondo 60x60 Rettificato	9,5 mm	5	1,80	35,50	24	43,20	870
Fondo 30x60 Rettificato	9,5 mm	7	1,26	25,00	40	50,40	1020
Fondo 60x60 Rettificato	20 mm	2	0,72	31,20	30	21,60	960
Fondo 60x60 Rettificato	30 mm	1	0,36	25,00	40	14,40	1025
Fondo 45x45 Naturale	20 mm	3	0,608	25,30	52	31,616	1340



# BASIC DEVELOPMENT

GRES PORCELLANATO  
 PORCELAIN STONEWARE  
 GRÈS CÉRAMÉ  
 FEINSTEINZEUG



**COLORI • COLORS**  
 COULEURS • FARBEN



**FORMATI • SIZES**  
 FORMATS • FORMATE



**31x62** 12"x24"



**45x45** 18"x18"



BASIC D. GREY 45x45





BASIC D. LIGHT GREY 31x62  
 BASIC D. GREY 45x45  
 MOSAICO BASIC LIGHT GREY 30x30




**303014/25** 05 ■  
 Basic D. Light Grey R10  
 31x62 12"x24"



**303013/25** 05 ■  
 Basic D. Grey R10  
 31x62 12"x24"



**303011/25** 05 ■  
 Basic D. Beige R10  
 31x62 12"x24"




**303012/25** 05 ■  
 Basic D. Fumè R10  
 31x62 12"x24"




**303057/25** 05 ■  
 Basic D. Light Grey R10  
 45x45 18"x18"




**303056/25** 05 ■  
 Basic D. Grey R10  
 45x45 18"x18"



**303054/25** 05 ■  
 Basic D. Beige R10  
 45x45 18"x18"



**303055/25** 05 ■  
 Basic D. Fumè R10  
 45x45 18"x18"

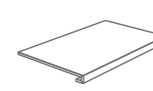


BASIC D. LIGHT GREY 45x45

PEZZI SPECIALI  
 TRIMS



Battiscopa 7x60 20 ■  
**801303/7** Light Grey 22 ■  
**801304/7** Grey 22 ■  
**801302/7** Beige 22 ■  
**801305/7** Fumè 22 ■



★ Gradino Frontale 31x62 1 ■  
**801478/101** Light Grey 134 ■  
**801479/101** Grey 134 ■  
**801480/101** Beige 134 ■  
**801481/101** Fumè 134 ■

★ Disponibili solo su ordinazione • Available on demand

PESI E MISURE / WEIGHT AND SIZES / POIDS ET MESURES / GEWICHTE UND VERPACKUNGEN							
dimensioni sizes dimensions abmessungen	spessore thickness épaisseur stärke	pz/collo pcs/box pc/boite stk/ktn	mq/collo sqm/box m/boite qm/ktn	kg/collo kg/box kg/boite kg/ktn	colli/pallet box/europal boites/europal ktn/europal	mq/pallet sqm/pallet m/pallet qm/pallet	kg/europal kg/europal kg/europal kg/europal
Fondo 31x62	9 mm	7	1,35	22,60	60	81,00	1380
Fondo 45x45	9 mm	7	1,42	25,50	52	73,71	1345



# FABRIC

**GRES PORCELLANATO IMPASTO COLORATO**  
 COLORED BODY PORCELAIN STONEWARE  
 GRÈS CÉRAME MASSE COLORÉ  
 FEINSTEINZEUG MIT EINGEFAERBTEN SCHERBEN



**COLORI • COLORS**  
 COULEURS • FARBEN



**FORMATI • SIZES**  
 FORMATS • FORMATE



**60x120** 24"x48"  
**RETTIFICATO** RECTIFIED



**81x81** 32"x32"  
**RETTIFICATO** RECTIFIED



**60x60** 24"x24"  
**RETTIFICATO** RECTIFIED



**30x60** 12"x24"  
**RETTIFICATO** RECTIFIED

FABRIC WHITE 81x81



# FABRIC WHITE



4

**303405/52** 133 ■  
Fabric White Rettificato R9  
60x120 24"x48"




**303417/67** 120 ■  
Decoro Fabric (2 pz misti - 2 pcs mix)  
60x120 24"x48"




6

**303433/52** 133 ■  
Fabric White Rettificato R9  
81x81 32"x32"



8

**303409/31** 13 ■  
Fabric White Rettificato R9  
60x60 24"x24"



16

**303413/32** 66 ■  
Fabric White Rettificato R9  
30x60 12"x24"



**303503/136** 67 ■  
Mosaico 5x5 Fabric White  
30x30 12"x12" 12



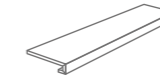
FABRIC WHITE 60x120 FABRIC ANTHRACITE 81x81  
DECORO FABRIC 60x120

\* Disponibili solo su ordinazione • Available on demand

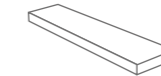
## PEZZI SPECIALI TRIMS



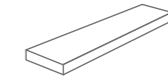
Battiscopa 7x60  
801484/7 White 20



\* Gradino Frontale 30x120 136  
801488/195 White 1



\* Gradino Angolare DX 30x120 135  
801492/256 White 1



\* Gradino Angolare SX 30x120 135  
801496/256 White 1



# FABRIC GREY



**303406/52** 133 ■  
Fabric Grey Rettificato R9  
60x120 24"x48"




**303417/67** 120 ■  
Decoro Fabric (2 pz misti - 2 pcs mix)  
60x120 24"x48"



**303434/52** 133 ■  
Fabric Grey Rettificato R9  
81x81 32"x32"



**303410/31** 13 ■  
Fabric Grey Rettificato R9  
60x60 24"x24"




**303414/32** 66 ■  
Fabric Grey Rettificato R9  
30x60 12"x24"



**303504/136** 67 ■  
Mosaico 5x5 Fabric Grey  
30x30 12"x12" 12



FABRIC GREY 60x120

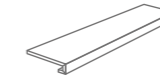


\* Disponibili solo su ordinazione • Available on demand

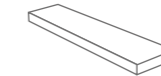
## PEZZI SPECIALI TRIMS



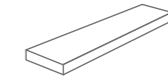
Battiscopa 7x60  
801485/7 Grey 20



\* Gradino Frontale 30x120 136  
801489/195 Grey 1



\* Gradino Angolare DX 30x120 135  
801493/256 Grey 1



\* Gradino Angolare SX 30x120 135  
801497/256 Grey 1



# FABRIC ANTHRACITE



4

**303408/52** 133 ■  
Fabric Anthracite Rettificato R9  
60x120 24"x48"



**303417/67** 120 ■  
Decoro Fabric (2 pz misti - 2 pcs mix)  
60x120 24"x48"



6

**303436/52** 133 ■  
Fabric Anthracite Rettificato R9  
81x81 32"x32"



8

**303412/31** 13 ■  
Fabric Anthracite Rettificato R9  
60x60 24"x24"



16

**303416/32** 66 ■  
Fabric Anthracite Rettificato R9  
30x60 12"x24"



**303506/136** 67 ■  
Mosaico 5x5 Fabric Anthracite  
30x30 12"x12" 12



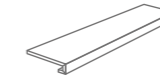
FABRIC GREY 60x120 FABRIC ANTHRACITE 60x120  
DECORO FABRIC 60x120

\* Disponibili solo su ordinazione • Available on demand

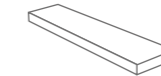
## PEZZI SPECIALI TRIMS



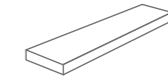
Battiscopa 7x60 22 ■  
801487/7 Anthracite 20



\* Gradino Frontale 30x120 136 ■  
801491/195 Anthracite 1



\* Gradino Angolare DX 30x120 135 ■  
801495/256 Anthracite 1



\* Gradino Angolare SX 30x120 135 ■  
801499/256 Anthracite 1



# FABRIC BEIGE



4

**303407/52** 133 ■  
Fabric Beige Rettificato R9  
60x120 24"x48"




**303417/67** 120 ■  
Decoro Fabric (2 pz misti - 2 pcs mix)  
60x120 24"x48"




6

**303435/52** 133 ■  
Fabric Beige Rettificato R9  
81x81 32"x32"



8

**303411/31** 13 ■  
Fabric Beige Rettificato R9  
60x60 24"x24"



16

**303415/32** 66 ■  
Fabric Beige Rettificato R9  
30x60 12"x24"



**303505/136** 67 ■  
Mosaico 5x5 Fabric Beige  
30x30 12"x12" 12



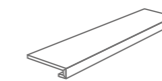
FABRIC BEIGE 60x120 FABRIC BEIGE 60x60  
DECORO FABRIC 60x120



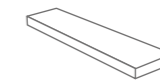
## PEZZI SPECIALI TRIMS



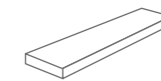
Battiscopa 7x60  
801486/7 Beige



22 ■ ★ Gradino Frontale 30x120 136 ■  
801490/195 Beige



★ Gradino Angolare DX 30x120 135 ■  
801494/256 Beige



★ Gradino Angolare SX 30x120 135 ■  
801498/256 Beige

Per una posa ottimale si raccomanda l'utilizzo di distanziatori autolivellanti.  
For an optimum installation we recommend the use of self-leveling spacers.

★ Disponibili solo su ordinazione • Available on demand

PESI E MISURE / WEIGHT AND SIZES / POIDS ET MESURES / GEWICHTE UND VERPACKUNGEN								
dimensioni sizes dimensions abmessungen	spessore thickness épaisseur stärke	pz/collo pcs/box pc/boite stk/ktn	mq/collo sqm/box m/boite qm/ktn	kg/collo kg/box kg/boite kg/ktn	colli/pallet box/europal boites/europal ktn/europal	mq/pallet sqm/pallet m/pallet qm/pallet	kg/europal kg/europal kg/europal kg/europal	
Fondo 81x81 Rettificato	9,5 mm	3	1,97	38,60	32	63,04	1260	
Fondo 60x120 Rettificato/Decoro Fabric	9,5 mm	2	1,44	30,50	30	43,20	940	
Fondo 60x60 Rettificato	9,5 mm	5	1,80	35,50	24	43,20	870	
Fondo 30x60 Rettificato	9,5 mm	7	1,26	25,00	40	50,40	1020	








# CEMENTI

**GRES PORCELLANATO IMPASTO COLORATO**  
 COLORED BODY PORCELAIN STONEWARE  
 GRÈS CÉRAMÉ MASSE COLORÉ  
 FEINSTEINZEUG MIT EINGEFAERBTEN SCHERBEN



**mix & match**

**COLORI • COLORS**  
 COULEURS • FARBEN



**FORMATI • SIZES**  
 FORMATS • FORMATE




**60x60** 24"x24"  
**RETTIFICATO** RECTIFIED



**30x60** 12"x24"  
**RETTIFICATO** RECTIFIED



**15x60** 6"x24"  
**RETTIFICATO** RECTIFIED



**10x60** 4"x24"  
**RETTIFICATO** RECTIFIED



**5x60** 2"x24"  
**RETTIFICATO** RECTIFIED

CEMENTI WHITE 60x60




## CEMENTI BEIGE / SAND




8

**302557/30** 12 ■  
Cementi Beige Rettificato **R9**  
60x60 24''x24''




8

**302558/30** 12 ■  
Cementi Sand Rettificato **R9**  
60x60 24''x24''



16

**302597/31** 13 ■  
Cementi Beige Rettificato **R9**  
30x60 12''x24''



16

**302598/31** 13 ■  
Cementi Sand Rettificato **R9**  
30x60 12''x24''




32

**302605/34** 61 ■  
Cementi Beige Rettificato **R9**  
15x60 6''x24''



32

**302606/34** 61 ■  
Cementi Sand Rettificato **R9**  
15x60 6''x24''




48

**302613/45** 87 ■  
Cementi Beige Rettificato **R9**  
10x60 4''x24''



48

**302614/45** 87 ■  
Cementi Sand Rettificato **R9**  
10x60 4''x24''



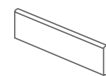
96

**302621/54** 74 ■  
Cementi Beige Rettificato **R9**  
5x60 2''x24''

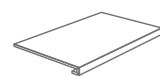


96

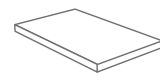
**302622/54** 74 ■  
Cementi Sand Rettificato **R9**  
5x60 2''x24''

PEZZI SPECIALI  
TRIMS

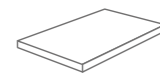
Battiscopa 7x60 20 ■  
**801088/7** Beige 22 ■  
**801089/7** Sand 22 ■



★ Gradino Frontale 30x60 1 ■  
**801651/101** Beige 134 ■  
**801652/101** Sand 134 ■




★ Gradino Angolare DX 30x60 1 ■  
**801657/157** Beige 68 ■  
**801658/157** Sand 68 ■



★ Gradino Angolare SX 30x60 1 ■  
**801663/157** Beige 68 ■  
**801664/157** Sand 68 ■

★ Disponibili solo su ordinazione  
Available on demand

## CEMENTI TAUPE / MUD




8

**302559/30** 12 ■  
Cementi Taupe Rettificato **R9**  
60x60 24''x24''



8

**302560/31** 13 ■  
Cementi Mud Rettificato **R9**  
60x60 24''x24''



16

**302599/31** 13 ■  
Cementi Taupe Rettificato **R9**  
30x60 12''x24''



16

**302600/32** 66 ■  
Cementi Mud Rettificato **R9**  
30x60 12''x24''



32

**302607/34** 61 ■  
Cementi Taupe Rettificato **R9**  
15x60 6''x24''



32

**302608/35** 62 ■  
Cementi Mud Rettificato **R9**  
15x60 6''x24''



48

**302615/45** 87 ■  
Cementi Taupe Rettificato **R9**  
10x60 4''x24''



48

**302616/46** 59 ■  
Cementi Mud Rettificato **R9**  
10x60 4''x24''



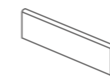
96

**302623/54** 74 ■  
Cementi Taupe Rettificato **R9**  
5x60 2''x24''

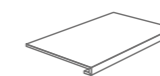


96

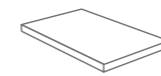
**302624/55** 81 ■  
Cementi Mud Rettificato **R9**  
5x60 2''x24''

PEZZI SPECIALI  
TRIMS

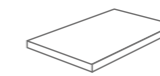
Battiscopa 7x60 20 ■  
**801090/7** Taupe 22 ■  
**801091/7** Mud 22 ■



★ Gradino Frontale 30x60 1 ■  
**801653/101** Taupe 134 ■  
**801654/101** Mud 134 ■



★ Gradino Angolare DX 30x60 1 ■  
**801659/157** Taupe 68 ■  
**801660/157** Mud 68 ■













★ Gradino Angolare SX 30x60 1 ■  
**801665/157** Taupe 68 ■  
**801666/157** Mud 68 ■


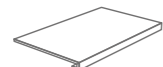
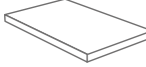

★ Disponibili solo su ordinazione  
Available on demand




# CEMENTI WHITE / GREY

	
<b>302561/30</b> 12 ■	<b>302562/30</b> 12 ■
Cementi White Rettificato <b>R9</b> 60x60 24"x24"	Cementi Grey Rettificato <b>R9</b> 60x60 24"x24"
	
<b>302601/31</b> 13 ■	<b>302602/31</b> 13 ■
Cementi White Rettificato <b>R9</b> 30x60 12"x24"	Cementi Grey Rettificato <b>R9</b> 30x60 12"x24"
	
<b>302609/34</b> 61 ■	<b>302610/34</b> 61 ■
Cementi White Rettificato <b>R9</b> 15x60 6"x24"	Cementi Grey Rettificato <b>R9</b> 15x60 6"x24"
	
<b>302617/45</b> 87 ■	<b>302618/45</b> 87 ■
Cementi White Rettificato <b>R9</b> 10x60 4"x24"	Cementi Grey Rettificato <b>R9</b> 10x60 4"x24"
	
<b>302625/54</b> 74 ■	<b>302626/54</b> 74 ■
Cementi White Rettificato <b>R9</b> 5x60 2"x24"	Cementi Grey Rettificato <b>R9</b> 5x60 2"x24"











## PEZZI SPECIALI TRIMS

	
<b>Battiscopa 7x60</b> 20 ■	<b>★ Gradino Frontale 30x60</b> 1 ■
<b>801092/7</b> White 22 ■	<b>801655/101</b> White 134 ■
<b>801093/7</b> Grey 22 ■	<b>801656/101</b> Grey 134 ■
	
<b>★ Gradino Angolare DX 30x60</b> 1 ■	<b>★ Gradino Angolare SX 30x60</b> 1 ■
<b>801661/157</b> White 68 ■	<b>801667/157</b> White 68 ■
<b>801662/157</b> Grey 68 ■	<b>801668/157</b> Grey 68 ■


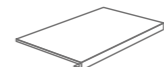
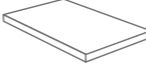

★ Disponibili solo su ordinazione  
Available on demand



# CEMENTI FOG / BLACK

	
<b>302563/31</b> 13 ■	<b>302564/31</b> 13 ■
Cementi Fog Rettificato <b>R9</b> 60x60 24"x24"	Cementi Black Rettificato <b>R9</b> 60x60 24"x24"
	
<b>302603/32</b> 66 ■	<b>302604/32</b> 66 ■
Cementi Fog Rettificato <b>R9</b> 30x60 12"x24"	Cementi Black Rettificato <b>R9</b> 30x60 12"x24"
	
<b>302611/35</b> 62 ■	<b>302612/35</b> 62 ■
Cementi Fog Rettificato <b>R9</b> 15x60 6"x24"	Cementi Black Rettificato <b>R9</b> 15x60 6"x24"
	
<b>302619/46</b> 59 ■	<b>302620/46</b> 59 ■
Cementi Fog Rettificato <b>R9</b> 10x60 4"x24"	Cementi Black Rettificato <b>R9</b> 10x60 4"x24"
	
<b>302627/55</b> 81 ■	<b>302628/55</b> 81 ■
Cementi Fog Rettificato <b>R9</b> 5x60 2"x24"	Cementi Black Rettificato <b>R9</b> 5x60 2"x24"

## PEZZI SPECIALI TRIMS

	
<b>Battiscopa 7x60</b> 20 ■	<b>★ Gradino Frontale 30x60</b> 1 ■
<b>801094/7</b> Fog 22 ■	<b>801673/101</b> Fog 134 ■
<b>801095/7</b> Black 22 ■	<b>801672/101</b> Black 134 ■
	
<b>★ Gradino Angolare DX 30x60</b> 1 ■	<b>★ Gradino Angolare SX 30x60</b> 1 ■
<b>801675/157</b> Fog 68 ■	<b>801677/157</b> Fog 68 ■
<b>801674/157</b> Black 68 ■	<b>801676/157</b> Black 68 ■

★ Disponibili solo su ordinazione  
Available on demand








CEMENTI BEIGE 30x60 15x60 10x60 5x60  
 CEMENTI SAND 15x60 10x60 5x60  
 CEMENTI TAUPE 15x60 10x60 5x60  
 CEMENTI MUD 60x60




CEMENTI GREY 60x60  
 CEMENTI WHITE 30x60




CEMENTI FOG 15x60 10x60 5x60  
 CEMENTI WHITE 60x60

PESI E MISURE / WEIGHT AND SIZES / POIDS ET MESURES / GEWICHTE UND VERPACKUNGEN							
dimensioni sizes dimensions abmessungen	spessore thickness épaisseur stärke	pz/collo pcs/box pc/boite stk/ktn	mq/collo sqm/box m/boite qm/ktn	kg/collo kg/box kg/boite kg/ktn	coll/pallet box/europal boites/europal ktn/europal	mq/pallet sqm/pallet m/pallet qm/pallet	kg/europal kg/europal kg/europal kg/europal
Fondo 60x60 Rettificato	9,5 mm	5	1,80	35,50	24	43,20	870
Fondo 30x60 Rettificato	9,5 mm	7	1,26	25,00	40	50,40	1020
Fondo 15x60 Rettificato	9,5 mm	14	1,26	25,00	40	50,40	1020
Fondo 10x60 Rettificato	9,5 mm	16	0,96	19,00	50	48,00	975
Fondo 5x60 Rettificato	9,5 mm	32	0,96	19,00	50	48,00	975







**SCHEMA 1**  
13%/mq 5x60 cm  
35%/mq 10x60 cm  
52%/mq 15x60 cm



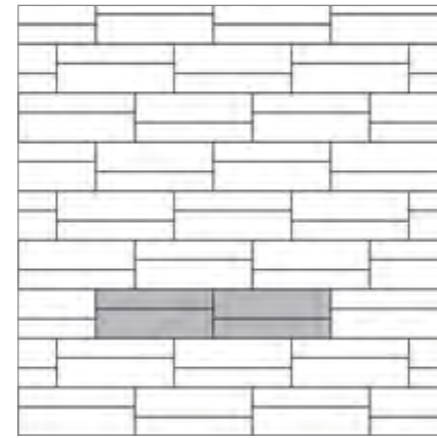
**SCHEMA 2**  
17%/mq 5x60 cm  
33%/mq 10x60 cm  
50%/mq 15x60 cm




**SCHEMA 3**  
38%/mq 5x60 cm  
62%/mq 10x60 cm




**SCHEMA 4**  
35%/mq 10x60 cm  
65%/mq 15x60 cm




**SCHEMA 5**  
40%/mq 10x60 cm  
60%/mq 15x60 cm



**SCHEMA 6**  
25%/mq 5x60 cm  
27%/mq 10x60 cm  
48%/mq 15x60 cm

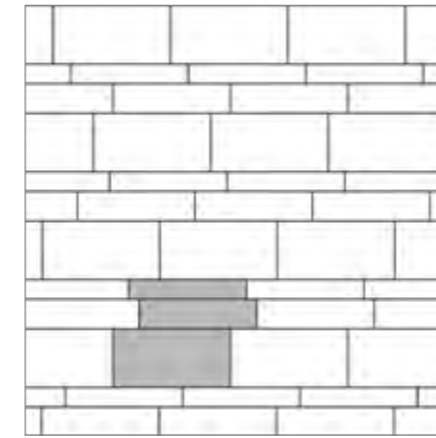


**SCHEMA 7**  
23%/mq 5x60 cm  
43%/mq 10x60 cm  
34%/mq 15x60 cm



**SCHEMA 8**  
32%/mq 5x60 cm  
21%/mq 10x60 cm  
47%/mq 15x60 cm

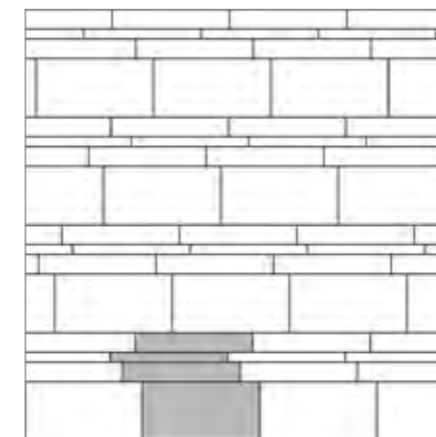
Nella realizzazione di tutti gli schemi mix&match è indispensabile utilizzare una fuga di 1,5 mm per mantenere la continuità della posa con altri formati.  
When creating all types of mix&match laying schemes joints of at least 1.5 mm must be used in order to maintain continuity with other laying formats.



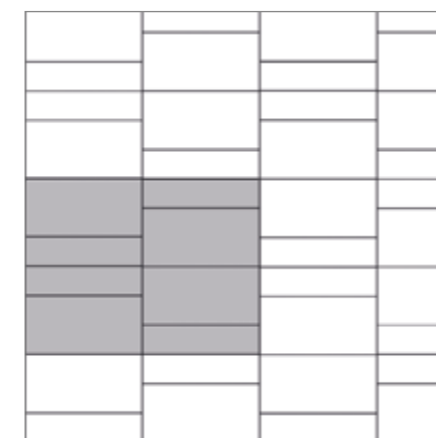
**SCHEMA 9**  
18%/mq 10x60 cm  
27%/mq 15x60 cm  
55%/mq 30x60 cm



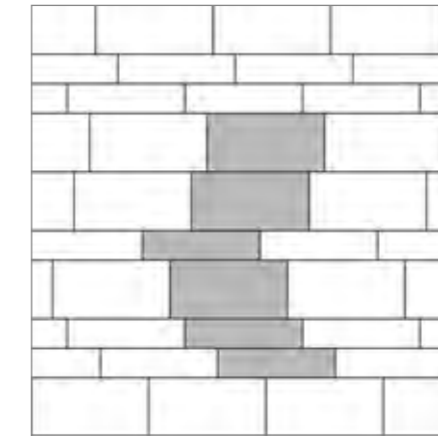
**SCHEMA 10**  
11%/mq 5x60 cm  
22%/mq 10x60 cm  
33%/mq 15x60 cm  
33%/mq 30x60 cm



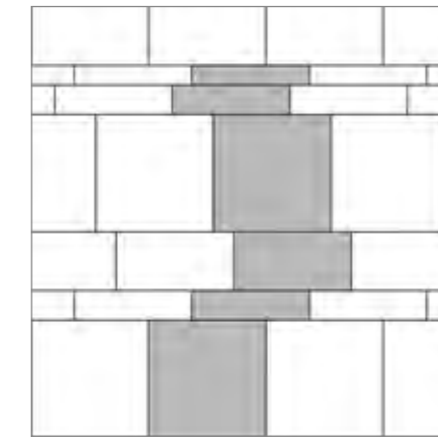
**SCHEMA 11**  
9%/mq 5x60 cm  
36%/mq 10x60 cm  
55%/mq 30x60 cm



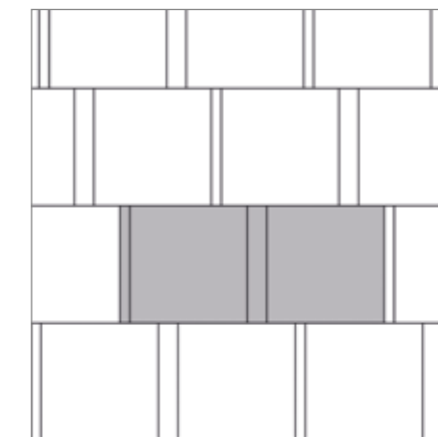
**SCHEMA 12**  
33%/mq 15x60 cm  
67%/mq 30x60 cm



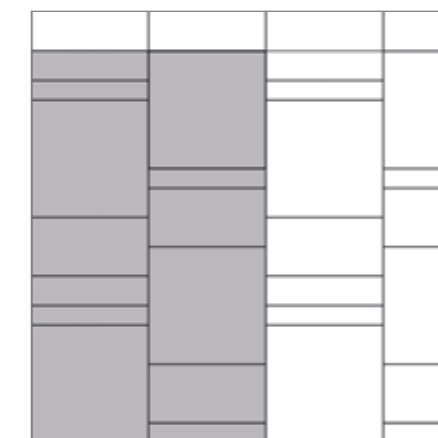
**SCHEMA 13**  
33%/mq 15x60 cm  
67%/mq 30x60 cm



**SCHEMA 14**  
5%/mq 10x60 cm  
16%/mq 15x60 cm  
16%/mq 30x60 cm  
63%/mq 60x60 cm



**SCHEMA 15**  
4%/mq 5x60 cm  
7%/mq 10x60 cm  
89%/mq 60x60 cm



**SCHEMA 16**  
10%/mq 10x60 cm  
7%/mq 15x60 cm  
23%/mq 30x60 cm  
60%/mq 60x60 cm

Nella realizzazione di tutti gli schemi mix&match è indispensabile utilizzare una fuga di 1,5 mm per mantenere la continuità della posa con altri formati.  
When creating all types of mix&match laying schemes joints of at least 1.5 mm must be used in order to maintain continuity with other laying formats.




# EMOTION

**GRES PORCELLANATO**  
 PORCELAIN STONEWARE  
 GRÈS CÉRAME  
 FEINSTEINZEUG



**COLORI • COLORS**  
 COULEURS • FARBEN



**FORMATI • SIZES**  
 FORMATS • FORMATE



**81x81** 32"x32"  
**RETTIFICATO** RECTIFIED



**60x60** 24"x24"  
**RETTIFICATO** RECTIFIED



**31x31** 12"x12"

EMOTION TAUPE 81x81



# EMOTION BLANC



10

**EMT051/50** 80 ■  
Emotion Blanc Rettificato R9  
81x81 32"x32"



15

**EMT011/29** 10 ■  
Emotion Blanc Rettificato R9  
60x60 24"x24"



EMOTION BLANC 60x60



**PEZZI SPECIALI**  
TRIMS




Battiscopa 7,2x60  
**EMT101/7** Blanc

22 ■  
20 ■



# EMOTION GRIS



10

**EMT052/50** 80 ■  
Emotion Gris Rettificato R9  
81x81 32"x32"



15

**EMT012/29** 10 ■  
Emotion Gris Rettificato R9  
60x60 24"x24"



26

**EMT022/22** 42 ■  
Emotion Gris IN R9  
31x31 12"x12"

**EMT023/22** 42 ■  
Emotion Gris OUT R11  
31x31 12"x12"



EMOTION GRIS 60x60



## PEZZI SPECIALI TRIMS



Battiscopa 7,2x60  
**EMT102/7** Gris



22 ■ Terminale a Elle Monolitico OUT R11 15x4x30 60 ■  
20 ■ **R04259/16** Gris

**\* É OBBLIGATORIO** posare il Terminale a Elle Monolitico SFALSATO essendo di dimensione diversa rispetto alle piastrelle  
It is MANDATORY to lay Terminale a Elle Monolitico STAGGERED (not following same joint) due to the difference in dimension between tiles and special pieces



# EMOTION ANTHRACITE



10

**EMT054/50** 80  
Emotion Anthracite Rettificato **R9**  
81x81 32"x32"



15

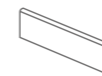
**EMT014/29** 10  
Emotion Anthracite Rettificato **R9**  
60x60 24"x24"



EMOTION ANTHRACITE 60x60



### PEZZI SPECIALI TRIMS



Battiscopa 7,2x60  
**EMT104/7** Anthracite

22  
20



## EMOTION TAUPE



10

**EMT053/50** 80 ■  
Emotion Taupe Rettificato R9  
81x81 32"x32"



15

**EMT013/29** 10 ■  
Emotion Taupe Rettificato R9  
60x60 24"x24"



26

**EMT032/22** 42 ■  
Emotion Taupe IN R9  
31x31 12"x12"

**EMT033/22** 42 ■  
Emotion Taupe OUT R11  
31x31 12"x12"



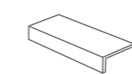
EMOTION TAUPE 60x60

PEZZI SPECIALI  
TRIMS

Battiscopa 7,2x60  
**EMT103/7** Taupe

22 ■

20



Terminale a Elle Monolitico OUT R11 15x4x30  
**R04260/16** Taupe

60 ■

20

**\* É OBLIGATORIO** posare il Terminale a Elle Monolitico SFALSATO essendo di dimensione diversa rispetto alle piastrelle  
It is MANDATORY to lay Terminale a Elle Monolitico STAGGERED (not following same joint) due to the difference in dimension between tiles and special pieces

## PESI E MISURE / WEIGHT AND SIZES / POIDS ET MESURES / GEWICHTE UND VERPACKUNGEN

dimensioni sizes dimensions abmessungen	spessore thickness épaisseur stärke	pz/collo pcs/box pc/boite stk/ktn	mq/collo sqm/box m/boite qm/ktn	kg/collo kg/box kg/boite kg/ktn	colli/pallet box/europal boites/europal ktn/europal	mq/pallet sqm/pallet m/pallet qm/pallet	kg/europal kg/europal kg/europal kg/europal
Fondo 81x81 Rettificato	9,5 mm	3	1,97	38,60	32	63,04	1260
Fondo 60x60 Rettificato	9,5 mm	5	1,80	35,50	24	43,20	870
Fondo 31x31	8,5 mm	14	1,35	22,22	72	97,20	1620




# GIGA

GRES PORCELLANATO  
PORCELAIN STONEWARE  
GRÈS CÉRAME  
FEINSTEINZEUG



**COLORI • COLORS**  
**COULEURS • FARBEN**



**FORMATI • SIZES**  
**FORMATS • FORMATE**



**60x60 24"x24"**  
**RETTIFICATO RECTIFIED**

GIGA CREAM 60x60




## GIGA CREAM




**GIG001/29** 10 ■  
Giga Cream Rettificato **R9**  
60x60 24"x24"

PEZZI SPECIALI  
TRIMS

Battiscopa 7,2x60 22 ■  
**GIG101/7** Cream 20 ■



## GIGA LAND




**GIG004/29** 10 ■  
Giga Land Rettificato **R9**  
60x60 24"x24"

PEZZI SPECIALI  
TRIMS

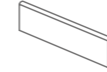
Battiscopa 7,2x60 22 ■  
**GIG104/7** Land 20 ■



## GIGA IRON




**GIG002/29** 10 ■  
Giga Iron Rettificato **R9**  
60x60 24"x24"

PEZZI SPECIALI  
TRIMS

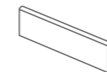
Battiscopa 7,2x60 22 ■  
**GIG102/7** Iron 20 ■




## GIGA DUSK



**GIG003/29** 10 ■  
Giga Dusk Rettificato **R9**  
60x60 24"x24"

PEZZI SPECIALI  
TRIMS

Battiscopa 7,2x60 22 ■  
**GIG103/7** Dusk 20 ■



## PESI E MISURE / WEIGHT AND SIZES / POIDS ET MESURES / GEWICHTE UND VERPACKUNGEN

dimensioni sizes dimensions abmessungen	spessore thickness épaisseur stärke	pz/collo pcs/box pc/boite stk/ktn	mq/collo sqm/box m/boite qm/ktn	kg/collo kg/box kg/boite kg/ktn	coll/pallet box/europal boites/europal ktn/europal	mq/pallet sqm/pallet m/pallet qm/pallet	kg/europal kg/europal kg/europal kg/europal
Fondo 60x60 Rettificato	9,5 mm	4	1,44	26,72	32	46,08	880



GIGA DUSK 60x60



GIGA IRON 60x60



GIGA LAND 60x60




# IKON

**GRES PORCELLANATO IMPASTO COLORATO**  
 COLORED BODY PORCELAIN STONEWARE  
 GRÈS CÉRAME MASSE COLORÉ  
 FEINSTEINZEUG MIT EINGEFAERBTEN SCHERBEN



**COLORI • COLORS**  
 COULEURS • FARBEN



**FORMATI • SIZES**  
 FORMATS • FORMATE



**30x122 12"x48"**  
**RETTIFICATO RECTIFIED**



**20x122 8"x48"**  
**RETTIFICATO RECTIFIED**



# IKON AMBER




16

**303660/50** 80 ■  
Ikon Amber Rettificato R9  
30x122 12"x48"



24

**303658/50** 80 ■  
Ikon Amber Rettificato R9  
20x122 8"x48"

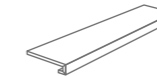


IKON AMBER 20x122

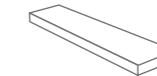
**PEZZI SPECIALI**  
TRIMS



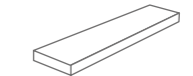
Battiscopa 7,5x61 22 ■  
801572/7 Amber 20



★ Gradino Frontale 30x122 136 ■  
801574/195 Amber 1



★ Gradino Angolare DX 30x122 135 ■  
801575/256 Amber 1



★ Gradino Angolare SX 30x122 135 ■  
801576/256 Amber 1

★ Disponibili solo  
su ordinazione  
Available  
on demand



# IKON WALNUT



16

**303661/50** 80   
Ikon Walnut Rettificato R9  
30x122 12"x48"

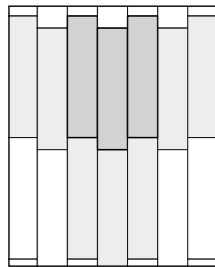


24

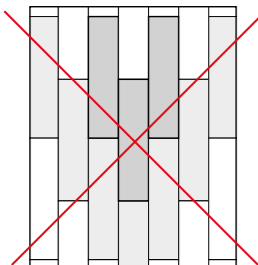
**303659/50** 80   
Ikon Walnut Rettificato R9  
20x122 8"x48"



## SCHEMI DI POSA LAYING PATTERNS



**Si consiglia di posare il materiale sfalsato di 1/10.**  
We recommend laying the material in a 1/10 staggered arrangement.





**Non è consigliabile posare il materiale sfalsato di 1/2.**  
We do not recommend laying the material in a 1/2 staggered pattern.

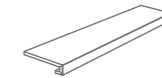




IKON WALNUT 20x122

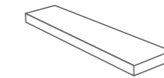
## PEZZI SPECIALI TRIMS





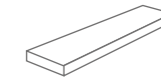
Battiscopa 7,5x61 22   
801573/7 Walnut 20 





★ Gradino Frontale 30x122 136   
801577/195 Walnut 1 



★ Gradino Angolare DX 30x122 135   
801578/256 Walnut 1 



★ Gradino Angolare SX 30x122 135   
801579/256 Walnut 1 

Per una posa ottimale si raccomanda l'utilizzo di distanziatori autolivellanti.  
For an optimum installation we recommend the use of self-leveling spacers.

★ Disponibili solo su ordinazione • Available on demand

PESI E MISURE / WEIGHT AND SIZES / POIDS ET MESURES / GEWICHTE UND VERPACKUNGEN							
dimensioni sizes dimensions abmessungen	spessore thickness épaisseur stärke	pz/collo pcs/box pc/boite stk/ktn	mq/collo sqm/box m/boite qm/ktn	kg/collo kg/box kg/boite kg/ktn	colli/pallet box/europal boites/europal ktn/europal	mq/pallet sqm/pallet m/pallet qm/pallet	kg/europal kg/europal kg/europal kg/europal
Fondo 30x122 Rettificato	9,5 mm	4	1,46	29,50	36	52,70	1090
Fondo 20x122 Rettificato	9,5 mm	5	1,22	23,50	45	54,90	1085




# UNIVERSAL OAK

**GRES PORCELLANATO**  
 PORCELAIN STONEWARE  
 GRÈS CÉRAME  
 FEINSTEINZEUG



UNIVERSAL OAK 20,5x83

**COLORI • COLORS**  
 COULEURS • FARBEN



**FORMATI • SIZES**  
 FORMATS • FORMATE



**27x163** 10.5"x64"  
**RETTIFICATO** RECTIFIED  
**AUTOLIVELLANTE** SELF LEVELING



**20x122** 8"x48"  
**RETTIFICATO** RECTIFIED



**20,5x83** 8"x33"  
**RETTIFICATO** RECTIFIED

**SPESSORE THICKNESS**

**17 mm** 11/16"



**40,5x81** 16"x32"  
**RETTIFICATO** RECTIFIED






# UNIVERSAL OAK




24

**303003/64** 98 ■  
 Universal Oak Rettificato **R9**  
 27x163 10.5"x64"



57

**R03676A/50** 80 ■  
 Universal Oak Rettificato **R10**  
 20x122 8"x48"



48

**303240/37** 54 ■

Universal Oak Rettificato **IN R10**  
 20,5x83 8"x33"

**303243/40** 78 ■

Universal Oak Rettificato **OUT R11**  
 20,5x83 8"x33"

## SPESSORE THICKNESS

**17 mm 11/16"**



36

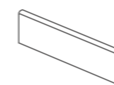
**303106/95** 117 ■

Ultra Universal Oak Rettificato **SP 17 mm R11**  
 40,5x81 16"x32" p. 286



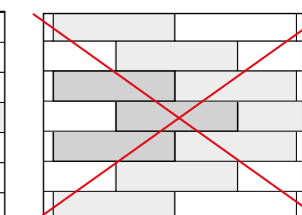

UNIVERSAL OAK 20x122

## PEZZI SPECIALI TRIMS



Battiscopa 6,5x83 32 ■  
 801379/10 Oak 10 ■

## SCHEMI DI POSA LAYING PATTERNS



**Si consiglia di posare il materiale sfalsato di 1/10.**  
 We recommend laying the material in a 1/10 staggered arrangement.

**Non è consigliabile posare il materiale sfalsato di 1/2.**  
 We do not recommend laying the material in a 1/2 staggered pattern.

**Per una posa ottimale si raccomanda l'utilizzo di distanziatori autolivellanti.**  
 For an optimum installation we recommend the use of self-leveling spacers.


• **Gli imballi speciali degli articoli in questo formato saranno addebitati ad Euro 50,00 l'uno**  
 • Special package of items in this size will be charged Euro 50,00/each

PESI E MISURE / WEIGHT AND SIZES / POIDS ET MESURES / GEWICHTE UND VERPACKUNGEN								
dimensioni sizes dimensions abmessungen	spessore thickness épaisseur stärke	pz/collo pcs/box pc/boite stk/ktn	mq/collo sqm/box m/boite qm/ktn	kg/collo kg/box kg/boite kg/ktn	colli/pallet box/europal boites/europal ktn/europal	mq/pallet sqm/pallet m/pallet qm/pallet	kg/europal kg/europal kg/europal kg/europal	
Fondo 27x163 Rettificato	10 mm	3	1,32	28,00	54	71,28	1556	*
Fondo 20x122 Rettificato	9,5 mm	5	1,22	23,50	45	54,90	1085	
Fondo 20,5x83 Rettificato	9,5 mm	7	1,191	25,60	42	50,02	1100	
Fondo 40,5x81 Rettificato	17 mm	2	0,6561	24,00	28	18,37	697	




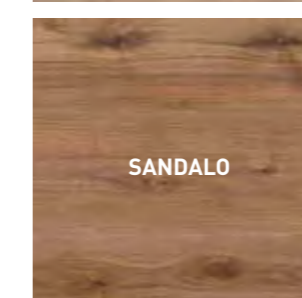


# ESSENZE

**GRES PORCELLANATO**  
 PORCELAIN STONEWARE  
 GRÈS CÉRAME  
 FEINSTEINZEUG

V2
R9
R10
R11


**HD**


**COLORI • COLORS**  
 COULEURS • FARBEN



**FORMATI • SIZES**  
 FORMATS • FORMATE




**27x163** 10.5"x64"  
**RETTIFICATO** RECTIFIED  
**AUTOLIVELLANTE** SELF LEVELING



**30x120** 12"x48"  
**RETTIFICATO** RECTIFIED  
**30x122** 12"x48"  
**RETTIFICATO** RECTIFIED



**20x120** 8"x48"  
**RETTIFICATO** RECTIFIED



**15x60** 6"x24"  
**RETTIFICATO** RECTIFIED

**SPESSORE THICKNESS**   
**17 mm** 11/16" **20 mm** 3/4"



**40,5x81** 16"x32"  
**RETTIFICATO** RECTIFIED



**45x45** 18"x18"

ESSENZE VANIGLIA 27x163



# ESSENZE VANIGLIA



**303000/62** 99 ■  
 Essenze Vaniglia Rettificato R9  
 27x163 10.5"x64"



**302849/47** 112 ■  
 Essenze Vaniglia Rettificato/Spazzolato R9  
 30x120 12"x48"  
**303548/47** 112 ■  
 Essenze Vaniglia Rettificato/Spazzolato R10  
 30x122 12"x48"




**301662/47** 112 ■  
 Essenze Vaniglia Rettificato/Spazzolato R9  
 20x120 8"x48"



**303585/26** 65 ■  
 Essenze Vaniglia Rettificato R9  
 15x60 6"x24"

## SPESSORE THICKNESS

17 mm 11/16" 20 mm 3/4"



**303265/99** 116 ■  
 Ultra Essenze Vaniglia Rettificato SP 17 mm R11  
 40,5x81 16"x32" p. 286



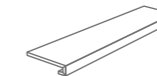
**303578/50** 80 ■  
 New Ultra Essenze Vaniglia Naturale SP 20 mm R11  
 45x45 18"x18" p. 286



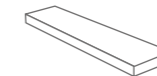
## PEZZI SPECIALI TRIMS



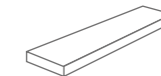
Battiscopa 7x60 22 ■  
**801190/7** Vaniglia 20



\* Gradino Frontale 30x120 136 ■  
**801212/195** Vaniglia 1



\* Gradino Angolare DX 30x120 135 ■  
**801269/256** Vaniglia 1




\* Gradino Angolare SX 30x120 135 ■  
**801272/256** Vaniglia 1

\* Disponibili solo su ordinazione  
 Available on demand



# ESSENZE CANNELLA



**302999/62** 99 ■  
 Essenze Cannella Rettificato R9  
 27x163 10.5"x64"



**302847/47** 112 ■  
 Essenze Cannella Rettificato/Spazzolato R9  
 30x120 12"x48"  
**303549/47** 112 ■  
 Essenze Cannella Rettificato/Spazzolato R10  
 30x122 12"x48"



**301664/47** 112 ■  
 Essenze Cannella Rettificato/Spazzolato R9  
 20x120 8"x48"



**303583/26** 65 ■  
 Essenze Cannella Rettificato IN R9  
 15x60 6"x24"  
**303584/29** 10 ■  
 Essenze Cannella Rettificato OUT R11  
 15x60 6"x24"

**SPESSORE THICKNESS**

**17 mm 11/16"**



**303263/99** 116 ■  
 Ultra Essenze Cannella Rettificato SP 17 mm R11  
 40,5x81 16"x32" p. 286



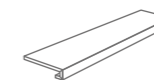
CANNELLA 20x120  
 TOUCH BLACK 30x60



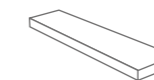
**PEZZI SPECIALI TRIMS**



Battiscopa 7x60 22 ■  
**801191/7** Cannella 20



\* Gradino Frontale 30x120 136 ■  
**801265/195** Cannella 1



\* Gradino Angolare DX 30x120 135 ■  
**801270/256** Cannella 1



\* Gradino Angolare SX 30x120 135 ■  
**801273/256** Cannella 1

\* Disponibili solo su ordinazione  
 Available on demand



# ESSENZE SANDALO



12

**302850/47** 112 ■  
 Essenze Sandalo Rettificato/Spazzolato R9  
 30x120 12"x48"



18

**301661/47** 112 ■  
 Essenze Sandalo Rettificato/Spazzolato R9  
 20x120 8"x48"



72

**303586/26** 65 ■  
 Essenze Sandalo Rettificato R9  
 15x60 6"x24"

**SPESSORE THICKNESS**

**17 mm 11/16"**



32

**303271/99** 116 ■  
 Ultra Essenze Sandalo Rettificato SP 17 mm R11  
 40,5x81 16"x32" p. 286

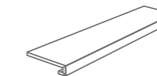


SANDALO 30x120

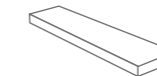
**PEZZI SPECIALI TRIMS**



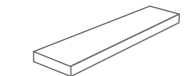
Battiscopa 7x60 22 ■  
**801192/7** Sandalo 20



\* Gradino Frontale 30x120 136 ■  
**801209/195** Sandalo 1



\* Gradino Angolare DX 30x120 135 ■  
**801210/256** Sandalo 1



\* Gradino Angolare SX 30x120 135 ■  
**801211/256** Sandalo 1

\* Disponibili solo su ordinazione  
 Available on demand



# ESSENZE GELSOMINO



12

**302848/47** 112 ■  
 Essenze Gelsomino Rettificato/Spazzolato R9  
 30x120 12"x48"



18

**301663/47** 112 ■  
 Essenze Gelsomino Rettificato/Spazzolato R9  
 20x120 8"x48"



72

**303581/26** 65 ■  
 Essenze Gelsomino Rettificato IN R9  
 15x60 6"x24"

**303582/29** 10 ■  
 Essenze Gelsomino Rettificato OUT R11  
 15x60 6"x24"

## SPESSORE THICKNESS

17 mm 11/16" 20 mm 3/4"



32

**303262/99** 116 ■  
 Ultra Essenze Gelsomino Rettificato SP 17 mm R11  
 40,5x81 16"x32" p. 286



24

**303579/50** 80 ■  
 New Ultra Essenze Gelsomino Naturale SP 20 mm R11  
 45x45 18"x18" p. 286



GELSOMINO 20x120

## PEZZI SPECIALI TRIMS

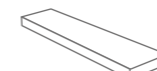
★ Disponibili solo su ordinazione  
 Available on demand



Battiscopa 7x60 22 ■  
**801189/7** Gelsomino 20



★ Gradino Frontale 30x120 136 ■  
**801268/195** Gelsomino 1

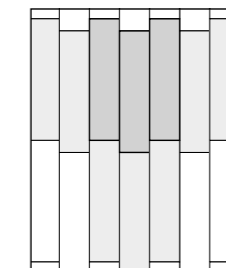


★ Gradino Angolare DX 30x120 135 ■  
**801271/256** Gelsomino 1

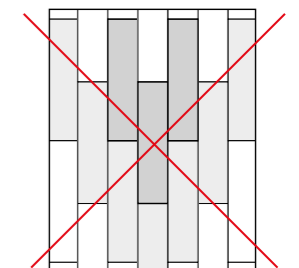


★ Gradino Angolare SX 30x120 135 ■  
**801274/256** Gelsomino 1

## SCHEMI DI POSA LAYING PATTERNS



Si consiglia di posare il materiale sfalsato di 1/10.  
 We recommend laying the material in a 1/10 staggered arrangement.



Non è consigliabile posare il materiale sfalsato di 1/2.  
 We do not recommend laying the material in a 1/2 staggered pattern.

Per una posa ottimale si raccomanda l'utilizzo di distanziatori autolivellanti.

For an optimum installation we recommend the use of self-leveling spacers.

★ Gli imballi speciali degli articoli in questo formato saranno addebitati ad Euro 50,00 l'uno

★ Special package of items in this size will be charged Euro 50,00/each

PESI E MISURE / WEIGHT AND SIZES / POIDS ET MESURES / GEWICHTE UND VERPACKUNGEN									
dimensioni sizes dimensions abmessungen	spessore thickness épaisseur stärke	pz/collo pcs/box pc/boite stk/ktn	mq/collo sqm/box m/boite qm/ktn	kg/collo kg/box kg/boite kg/ktn	colli/pallet box/europal boites/europal ktn/europal	mq/pallet sqm/pallet m/pallet qm/pallet	kg/europal kg/europal kg/europal kg/europal		
Fondo 27x163 Rettificato	10 mm	3	1,32	28,00	54	71,28	1556	*	
Fondo 30x120 Rettificato/Spazzolato	9,5 mm	4	1,44	30,00	36	51,84	1105		
Fondo 30x122 Rettificato/Spazzolato	9,5 mm	4	1,46	30,30	36	52,70	1115		
Fondo 20x120 Rettificato/Spazzolato	9,5 mm	5	1,20	25,00	45	54,00	1150		
Fondo 15x60 Rettificato	8,5 mm	15	1,35	24,00	40	54,00	985		
Fondo 45x45 Naturale	20 mm	3	0,608	25,30	52	31,616	1340		
Fondo 40,5x81 Rettificato	17 mm	2	0,6561	24,00	28	18,37	697		






# AKABA

**GRES PORCELLANATO IMPASTO COLORATO**  
 COLORED BODY PORCELAIN STONEWARE  
 GRÈS CÉRAME MASSE COLORÉ  
 FEINSTEINZEUG MIT EINGEFAERBTEN SCHERBEN



**COLORI • COLORS**  
 COULEURS • FARBEN



**FORMATI • SIZES**  
 FORMATS • FORMATE



**30x122** 12"x48"  
**RETTIFICATO** RECTIFIED



**20x122** 8"x48"  
**RETTIFICATO** RECTIFIED

AKABA ELM 20x122



# AKABA WHITE



303295/50

80

Akaba White Rettificato R9



20x122 8"x48"

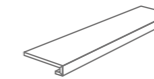




AKABA WHITE 20x122

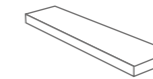
**PEZZI SPECIALI**  
TRIMS





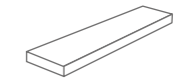
Battiscopa 7,5x61 22    
801442/7 White 20 





\* Gradino Frontale 30x122 136    
801446/195 White 1 



\* Gradino Angolare DX 30x122 135    
801450/256 White 1 



\* Gradino Angolare SX 30x122 135    
801454/256 White 1 

\* Disponibili solo  
su ordinazione  
Available  
on demand



# AKABA TEAK




32

**303300/50** 80   
Akaba Teak Rettificato R9  
30x122 12"x48"



48



**303297/50** 80   
Akaba Teak Rettificato R9  
20x122 8"x48"

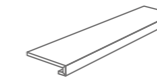




AKABA TEAK 30x122 AKABA TEAK 20x122

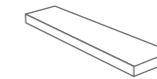
**PEZZI SPECIALI**  
TRIMS





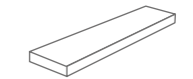
Battiscopa 7,5x61 22   
801444/7 Teak 20 





\* Gradino Frontale 30x122 136   
801448/195 Teak 1 



\* Gradino Angolare DX 30x122 135   
801452/256 Teak 1 



\* Gradino Angolare SX 30x122 135   
801456/256 Teak 1 

\* **Disponibili solo su ordinazione**  
Available on demand



# AKABA ELM



**303299/50** 80   
 Akaba Elm Rettificato R9  
 30x122 12"x48"



**303296/50** 80   
 Akaba Elm Rettificato R9  
 20x122 8"x48"





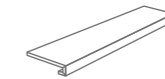
AKABA ELM 30x122





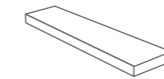
**PEZZI SPECIALI**  
 TRIMS





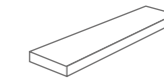
Battiscopa 7,5x61 22   
 801443/7 Elm 20 





\* Gradino Frontale 30x122 136   
 801447/195 Elm 1 



\* Gradino Angolare DX 30x122 135   
 801451/256 Elm 1 



\* Gradino Angolare SX 30x122 135   
 801455/256 Elm 1 

\* **Disponibili solo su ordinazione**  
 Available on demand



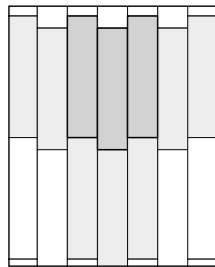
# AKABA EBONY



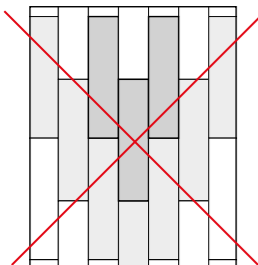
**303298/50** 80   
 Akaba Ebony Rettificato R9  
 20x122 8"x48"



## SCHEMI DI POSA LAYING PATTERNS



**Si consiglia di posare il materiale sfalsato di 1/10.**  
 We recommend laying the material in a 1/10 staggered arrangement.





**Non è consigliabile posare il materiale sfalsato di 1/2.**  
 We do not recommend laying the material in a 1/2 staggered pattern.

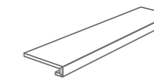




AKABA EBONY 20x122

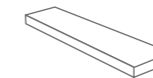
## PEZZI SPECIALI TRIMS





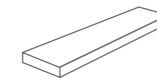
Battiscopa 7,5x61 22   
 801445/7 Ebony 20 




★ Gradino Frontale 30x122 136   
 801449/195 Ebony 1 



★ Gradino Angolare DX 30x122 135   
 801453/256 Ebony 1 



★ Gradino Angolare SX 30x122 135   
 801457/256 Ebony 1 

Per una posa ottimale si raccomanda l'utilizzo di distanziatori autolivellanti.  
 For an optimum installation we recommend the use of self-leveling spacers.

★ Disponibili solo su ordinazione • Available on demand

PESI E MISURE / WEIGHT AND SIZES / POIDS ET MESURES / GEWICHTE UND VERPACKUNGEN							
dimensioni sizes dimensions abmessungen	spessore thickness épaisseur stärke	pz/collo pcs/box pc/boite stk/ktn	mq/collo sqm/box m/boite qm/ktn	kg/collo kg/box kg/boite kg/ktn	colli/pallet box/europal boites/europal ktn/europal	mq/pallet sqm/pallet m/pallet qm/pallet	kg/europal kg/europal kg/europal kg/europal
Fondo 30x122 Rettificato	9,5 mm	4	1,46	30,30	36	52,70	1115
Fondo 20x122 Rettificato	9,5 mm	5	1,22	23,50	45	54,90	1085





# SIERRA

**GRES PORCELLANATO**  
 PORCELAIN STONEWARE  
 GRÈS CÉRAME  
 FEINSTEINZEUG



**COLORI • COLORS**  
 COULEURS • FARBEN



**FORMATI • SIZES**  
 FORMATS • FORMATE



**20x122 8" x 48"**  
**RETTIFICATO** RECTIFIED



**15x60 6" x 24"**  
**RETTIFICATO** RECTIFIED

SIERRA GRIGIO 20x122




# SIERRA GRIGIO



**R03780/41** 115 ■  
Sierra Grigio Rettificato **R9**  
20x122 8"x48"



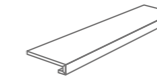
**R04204/26** 65 ■  
Sierra Grigio Rettificato **R9**  
15x60 6"x24"



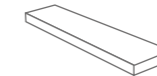
**PEZZI SPECIALI**  
TRIMS



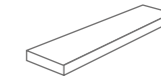
Battiscopa 7,5x61,5 22 ■  
**R03784/7** Grigio 20



★ Gradino Frontale 30x122 136 ■  
**R04357/195** Grigio 1



★ Gradino Angolare DX 30x122 135 ■  
**R04361/256** Grigio 1



★ Gradino Angolare SX 30x122 135 ■  
**R04389/256** Grigio 1

★ Disponibili solo  
su ordinazione  
Available  
on demand





# SIERRA ROVERE



**R03856/41** 115 ■  
 Sierra Rovere Rettificato **R9**  
 20x122 8"x48"



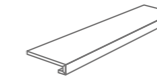
**R04202/26** 65 ■  
 Sierra Rovere Rettificato **R9**  
 15x60 6"x24"



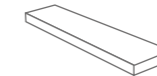
**PEZZI SPECIALI**  
 TRIMS



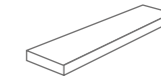
Battiscopa 7,5x61,5 22 ■  
**R03857/7** Rovere 20



\* Gradino Frontale 30x122 136 ■  
**R04360/195** Rovere 1



\* Gradino Angolare DX 30x122 135 ■  
**R04364/256** Rovere 1



\* Gradino Angolare SX 30x122 135 ■  
**R04390/256** Rovere 1

\* Disponibili solo  
 su ordinazione  
 Available  
 on demand



# SIERRA BEIGE




**R03778/41** 115 ■  
Sierra Beige Rettificato **R9**  
20x122 8"x48"



**R04203/26** 65 ■  
Sierra Beige Rettificato **R9**  
15x60 6"x24"



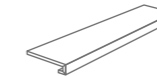
SIERRA BEIGE 20x122



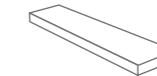
**PEZZI SPECIALI**  
TRIMS



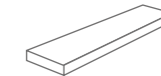
Battiscopa 7,5x61,5 22 ■  
**R03782/7** Beige 20 ■



★ Gradino Frontale 30x122 136 ■  
**R04358/195** Beige 1 ■



★ Gradino Angolare DX 30x122 135 ■  
**R04362/256** Beige 1 ■



★ Gradino Angolare SX 30x122 135 ■  
**R04391/256** Beige 1 ■

★ Disponibili solo su ordinazione  
Available on demand



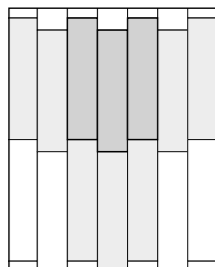
# SIERRA NOCE



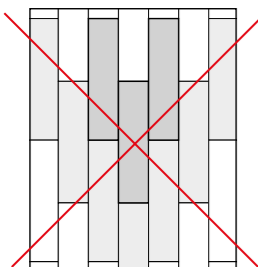
**R03779/41** 115 ■  
 Sierra Noce Rettificato R9  
 20x122 8"x48"



## SCHEMI DI POSA LAYING PATTERNS



**Si consiglia di posare il materiale sfalsato di 1/10.**  
 We recommend laying the material in a 1/10 staggered arrangement.



**Non è consigliabile posare il materiale sfalsato di 1/2.**  
 We do not recommend laying the material in a 1/2 staggered pattern.

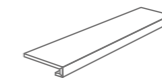


SIERRA NOCE 20x122

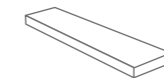
## PEZZI SPECIALI TRIMS



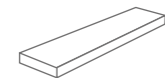
**Battiscopa 7,5x61,5 22** ■  
**R03783/7** Noce 20



**Gradino Frontale 30x122 136** ■  
**R04359/195** Noce 1



**Gradino Frontale DX 30x122 135** ■  
**R04363/256** Noce 1



**Gradino Frontale SX 30x122 135** ■  
**R04392/256** Noce 1

**Per una posa ottimale si raccomanda l'utilizzo di distanziatori autolivellanti.**  
 For an optimum installation we recommend the use of self-leveling spacers.

**\* Disponibili solo su ordinazione • Available on demand**

PESI E MISURE / WEIGHT AND SIZES / POIDS ET MESURES / GEWICHTE UND VERPACKUNGEN							
dimensioni sizes dimensions abmessungen	spessore thickness épaisseur stärke	pz/collo pcs/box pc/boite stk/ktn	mq/collo sqm/box m/boite qm/ktn	kg/collo kg/box kg/boite kg/ktn	colli/pallet box/europal boites/europal ktn/europal	mq/pallet sqm/pallet m/pallet qm/pallet	kg/europal kg/europal kg/europal kg/europal
Fondo 20x122 Rettificato	9,5 mm	5	1,22	23,90	45	54,90	1100
Fondo 15x60 Rettificato	8,5 mm	15	1,35	23,00	40	54,00	945



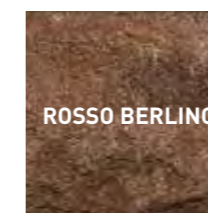
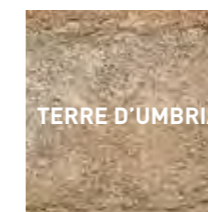

# BRICKONE

GRES PORCELLANATO  
PORCELAIN STONEWARE  
GRÈS CÉRAME  
FEINSTEINZEUG



**COLORI • COLORS**  
COULEURS • FARBEN

**FORMATI • SIZES**  
FORMATS • FORMATE



7,4x31 3"x12"

VECCHIA FIRENZE 7,4x31



# BRICKONE ANTICA ROMA



BKN003/38

49

Antica Roma

7,4x31 3"x12"

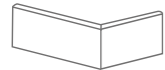
**Superficie posata con fuga da 1 cm**

Installed surface with 1 cm joint

Pose joint 1 cm compris

Verlegte oberflaecke mit einer 1 cm fuge

## PEZZI SPECIALI TRIMS



Angolare 31x15,5x7,4

60

BKN013/16 Antica Roma

12



ANTICA ROMA 7,4x31

# BRICKONE TERRE D'UMBRIA



BKN002/38

49

Terre D'Umbria

7,4x31 3"x12"

**Superficie posata con fuga da 1 cm**

Installed surface with 1 cm joint

Pose joint 1 cm compris

Verlegte oberflaecke mit einer 1 cm fuge

## PEZZI SPECIALI TRIMS




Angolare 31x15,5x7,4

60

BKN012/16 Terre D'Umbria

12



TERRE D'UMBRIA 7,4x31



# BRICKONE VECCHIA FIRENZE



**BKN001/38** 49

Vecchia Firenze

7,4x31 3"x12"

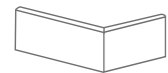
**Superficie posata con fuga da 1 cm**

Installed surface with 1 cm joint

Pose joint 1 cm compris

Verlegte oberflaecke mit einer 1 cm fuge

## PEZZI SPECIALI TRIMS



Angolare 31x15,5x7,4 60

**BKN011/16** Vecchia Firenze 12



VECCHIA FIRENZE 7,4x31

# BRICKONE ROSSO BERLINO



**BKN004/38** 49

Rosso Berlino

7,4x31 3"x12"

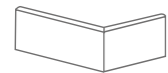
**Superficie posata con fuga da 1 cm**

Installed surface with 1 cm joint

Pose joint 1 cm compris


Verlegte oberflaecke mit einer 1 cm fuge

## PEZZI SPECIALI TRIMS



Angolare 31x15,5x7,4 60

**BKN014/16** Rosso Berlino 12



ROSSO BERLINO 7,4x31



## BRICKONE FUMO DI LONDRA



BKN006/38 49

Fumo di Londra

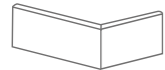
7,4x31 3"x12"

**Superficie posata con fuga da 1 cm**

Installed surface with 1 cm joint

Pose joint 1 cm compris

Verlegte oberflaecke mit einer 1 cm fuge

PEZZI SPECIALI  
TRIMS

Angolare 31x15,5x7,4 60

BKN016/16 Fumo di Londra 12



FUMO DI LONDRA 7,4x31



## BRICKONE BIANCO MANHATTAN



BKN005/38 49

Bianco Manhattan

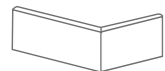
7,4x31 3"x12"

**Superficie posata con fuga da 1 cm**

Installed surface with 1 cm joint

Pose joint 1 cm compris

Verlegte oberflaecke mit einer 1 cm fuge

PEZZI SPECIALI  
TRIMS

Angolare 31x15,5x7,4 60

BKN015/16 Bianco Manhattan 12



BIANCO MANHATTAN 7,4x31



\* Superficie posata • Installed surface

PESI E MISURE / WEIGHT AND SIZES / POIDS ET MESURES / GEWICHTE UND VERPACKUNGEN

dimensioni sizes dimensions abmessungen	spessore thickness epaisseur stärke	pz/collo pcs/box pc/boite stk/ktn	mq/collo sqm/box m/boite qm/ktn	kg/collo kg/box kg/boite kg/ktn	coll/pallet box/europal boites/europal ktn/europal	mq/pallet sqm/pallet m/pallet qm/pallet	kg/europal kg/europal kg/europal kg/europal
Fondo 7,4x31	9 mm	34	0,91 *	12,70	85	77,35 *	1100







# WALLPAPERS

**GRES PORCELLANATO**  
 PORCELAIN STONEWARE  
 GRÈS CÉRAME  
 FEINSTEINZEUG



**COLORI • COLORS**  
 COULEURS • FARBEN

**FORMATI • SIZES**  
 FORMATS • FORMATE



**60x120 24"x48"**  
**RETTIFICATO RECTIFIED**



WALLPAPERS 60x120




# WALLPAPERS FOLIAGE



**303520/74** 122 ■  
Foliage Rettificato (2 pz misti - 2 pcs mix)  
**60x120** 24"x48"



FOLIAGE 60x120






# WALLPAPERS GOLDEN FERN



303525/74 122  
Golden Fern Rettificato (2 pz misti - 2 pcs mix)  
60x120 24"x48"



GOLDEN FERN 60x120





# WALLPAPERS BRONZE FERN



303524/74 122 ■  
Bronze Fern Rettificato (2 pz misti - 2 pcs mix)  
60x120 24"x48"



BRONZE FERN 60x120





# WALLPAPERS GEOMETRIC



303522/74 122 ■  
Geometric Rettificato (2 pz misti - 2 pcs mix)  
60x120 24"x48"



GEOMETRIC 60x120





# WALLPAPERS LINES



303521/74 122 ■  
Lines Rettificato (2 pz misti - 2 pcs mix)  
60x120 24"x48"



LINES 60x120





# WALLPAPERS PEONY



303523/74

122

Peony Rettificato (3 pz misti - 3 pcs mix)

60x120 24"x48"



PEONY 60x120





## WALLPAPERS IMPACT



303526/74

122

Impact Rettificato (2 pz misti - 2 pcs mix)

60x120 24"x48"



IMPACT 60x120



Per una posa ottimale si raccomanda l'utilizzo di distanziatori autolivellanti.  
For an optimum installation we recommend the use of self-leveling spacers.

PESI E MISURE / WEIGHT AND SIZES / POIDS ET MESURES / GEWICHTE UND VERPACKUNGEN							
dimensioni sizes dimensions abmessungen	spessore thickness épaisseur stärke	pz/collo pcs/box pc/boite stk/ktn	mq/collo sqm/box m/boite qm/ktn	kg/collo kg/box kg/boite kg/ktn	coll/pallet box/europal boites/europal ktn/europal	mq/pallet sqm/pallet m/palette qm/pallet	kg/europal kg/europal kg/europal kg/europal
Fondo 60x120 Rettificato	9,5 mm	2	1,44	30,50	30	43,20	940



# VILLAGE COLOR

## BICOTTURA ATOMIZZATA

ATOMIZED DOUBLE-FIRED WALL TILE  
REVÊTEMENT ATOMISÉ EN BICUISSON  
ATOMIZIERTEN ZWEIBRANDVERFAHREN WANDFLIESE

HD

**COLORI • COLORS**  
COULEURS • FARBEN



**FORMATI • SIZES**  
FORMATS • FORMATE



25x75 10"x30"

VILLAGE COLOR CREMA  
VILLAGE COLOR CANNETTA CREMA  
VILLAGE COLOR RIQUADRI  
SIERRA BEIGE 15x60



# VILLAGE COLOR



**VLC001/32** 66 ■  
Village Color Bianco  
25x75 10"x30"



**VLC011/34** 61 ■  
Village Color Cannetta Bianco  
25x75 10"x30"



**VLC002/32** 66 ■  
Village Color Crema  
25x75 10"x30"



**VLC012/34** 61 ■  
Village Color Cannetta Crema  
25x75 10"x30"



**VLC100/34** 61 ■  
Village Color Riquadri (12 pz misti - 12 pcs mix)  
25x75 10"x30"

**GRES PORCELLANATO • PORCELAIN STONWARE**  
**PAVIMENTI CONSIGLIATI • RECOMMENDED FLOORING**

<b>EMOTION</b>	GRIS	TAUPE			pag. 154
<b>GIGA</b>	CREAM	LAND	IRON	DUSK	pag. 164
<b>SIERRA</b>	GRIGIO	ROVERE	BEIGE	NOCE	pag. 200
<b>ESSENZE</b>	VANIGLIA	CANNELLA	SANDALO	GELSOMINO	pag. 180

VILLAGE COLOR BIANCO  
VILLAGE COLOR CANNETTA BIANCO  
VILLAGE COLOR RIQUADRI  
GIGA DUSK 60x60



PESI E MISURE / WEIGHT AND SIZES / POIDS ET MESURES / GEWICHTE UND VERPACKUNGEN							
dimensioni sizes dimensions abmessungen	spessore thickness épaisseur stärke	pz/collo pcs/box pc/boite stk/ktn	mq/collo sqm/box m/boite qm/ktn	kg/collo kg/box kg/boite kg/ktn	coll/pallet box/europal boites/europal ktn/europal	mq/pallet sqm/pallet m/pallet qm/pallet	kg/europal kg/europal kg/europal kg/europal
Fondo 25x75	9 mm	8	1,50	24,00	36	54,00	889
Fondo Cannetta 25x75	9 mm	8	1,50	24,00	36	54,00	889
Decoro Riquadri 25x75	9 mm	8	1,50	24,00	36	54,00	889



# HARMONY

**BICOTTURA ATOMIZZATA**  
ATOMIZED DOUBLE-FIRED WALL TILE  
REVÊTEMENT ATOMISÉ EN BICUISSON  
ATOMIZIERTEN ZWEIBRANDVERFAHREN WANDFLIESE

**HD**




HARMONY PEARL LUCIDO  
HARMONY GREY LUCIDO  
HARMONY MIX DECORO LUCIDO  
EMOTION GRIS 60x60

**COLORI • COLORS**  
COULEURS • FARBEN



**FORMATI • SIZES**  
FORMATS • FORMATE



**25x75** 10"x30"



## HARMONY



**303544/32** 66 ■  
Harmony Pearl Lucido  
25x75 10"x30"



**303547/34** 61 ■  
Harmony Pearl Wave Lucido  
25x75 10"x30"



**303543/34** 61 ■  
Harmony Mix Decoro Lucido  
25x75 10"x30"



**303545/32** 66 ■  
Harmony Grey Lucido  
25x75 10"x30"



**303546/34** 61 ■  
Harmony Grey Wave Lucido  
25x75 10"x30"


**GRES PORCELLANATO • PORCELAIN STONEWARE**  
**PAVIMENTI CONSIGLIATI • RECOMMENDED FLOORING**



**303309/31** 13 ■  
Smot White Rettificato **R9**  
60x60 24"x24" p. 102  
**303313/52** 133 ■  
Smot White **Lappato plus+** Rettificato  
59x59 23"x23" p. 102



**303310/31** 13 ■  
Smot Grey Rettificato **R9**  
60x60 24"x24" p. 104  
**303314/52** 133 ■  
Smot Grey **Lappato plus+** Rettificato  
59x59 23"x23" p. 104



**EMT012/29** 10 ■  
Emotion Gris Rettificato **R9**  
60x60 24"x24" p. 158  
**EMT022/27** 91 ■  
Emotion Gris IN **R9**  
31x31 12"x12" p. 158



HARMONY PEARL LUCIDO 25x75  
HARMONY PEARL WAVE LUCIDO 25x75  
HARMONY GREY WAVE LUCIDO 25x75  
EMOTION GRIS 60x60

## PESI E MISURE / WEIGHT AND SIZES / POIDS ET MESURES / GEWICHTE UND VERPACKUNGEN

dimensioni sizes dimensions abmessungen	spessore thickness épaisseur stärke	pz/collo pcs/box pc/boite stk/ktn	mq/collo sqm/box m/boite qm/ktn	kg/collo kg/box kg/boite kg/ktn	colli/pallet box/europal boites/europal ktn/europal	mq/pallet sqm/pallet m/pallet qm/pallet	kg/europal kg/europal kg/europal kg/europal
Fondo 25x75	9 mm	8	1,50	24,00	36	54,00	889
Decoro Wave 25x75	9 mm	8	1,50	24,00	36	54,00	889
Mix Decoro 25x75	9 mm	8	1,50	24,00	36	54,00	889
Fondo 60x60 Rettificato	9,5 mm	5	1,80	35,50	24	43,20	870
Fondo 59x59 Lappato Plus Rettificato	9,5 mm	5	1,74	36,30	24	41,76	897
Fondo 31x31	8,5 mm	14	1,35	22,22	72	97,20	1620



# SOHO

**BICOTTURA ATOMIZZATA**  
ATOMIZED DOUBLE-FIRED WALL TILE  
REVÊTEMENT ATOMISÉ EN BICUISSON  
ATOMIZIERTEN ZWEIBRANDVERFAHREN WANDFLIESE

**HD**



SOHO LIGHT SATINATO  
SOHO DARK ONDA SATINATO  
SOHO MIX DECORO SATINATO  
EMOTION TAUPE 60x60

**COLORI • COLORS**  
COULEURS • FARBEN



LIGHT



DARK

**FORMATI • SIZES**  
FORMATS • FORMATE



**25x75** 10"x30"



# SOHO



**303550/32** 66 ■  
Soho Light Satinato  
25x75 10"x30"



**303553/34** 61 ■  
Soho Light Onda Satinato  
25x75 10"x30"



**303552/34** 61 ■  
Soho Mix Decoro Satinato  
25x75 10"x30"



**303551/32** 66 ■  
Soho Dark Satinato  
25x75 10"x30"



**303554/34** 61 ■  
Soho Dark Onda Satinato  
25x75 10"x30"

**GRES PORCELLANATO • PORCELAIN STONEWARE**  
**PAVIMENTI CONSIGLIATI • RECOMMENDED FLOORING**



**303292/31** 13 ■  
Quarry Tundra Rettificato **R9**  
60x60 24"x24" p. 74  
**303340/41** 115 ■  
Quarry Tundra Rettificato Lappato in Cresta  
60x60 24"x24" p. 74



**EMT013/29** 10 ■  
Emotion Taupe Rettificato **R9**  
60x60 24"x24" p. 162  
**EMT032/27** 91 ■  
Emotion Taupe **IN R9**  
31x31 12"x12" p. 162



SOHO DARK SATINATO 25x75  
SOHO LIGHT ONDA SATINATO 25x75  
SOHO MIX DECORO SATINATO 25x75  
EMOTION TAUPE 60x60

PESI E MISURE / WEIGHT AND SIZES / POIDS ET MESURES / GEWICHTE UND VERPACKUNGEN								
dimensioni sizes dimensions abmessungen	spessore thickness épaisseur stärke	pz/collo pcs/box pc/boite stk/ktn	mq/collo sqm/box m/boite qm/ktn	kg/collo kg/box kg/boite kg/ktn	colli/pallet boxes/europal boites/europal ktn/europal	mq/pallet sqm/pallet m/pallet qm/pallet	kg/europal kg/europal kg/europal kg/europal	
Fondo 25x75	9 mm	8	1,50	24,00	36	54,00	889	
Decoro Onda 25x75	9 mm	8	1,50	24,00	36	54,00	889	
Mix Decoro 25x75	9 mm	8	1,50	24,00	36	54,00	889	
Fondo 60x60 Rettificato	9,5 mm	5	1,80	35,50	24	43,20	870	
Fondo 60x60 Rettificato Lappato in Cresta	9,5 mm	5	1,80	35,50	24	43,20	870	
Fondo 31x31	8,5 mm	14	1,35	22,22	72	97,20	1620	



# VINCI

**BICOTTURA ATOMIZZATA**  
 ATOMIZED DOUBLE-FIRED WALL TILE  
 REVÊTEMENT ATOMISÉ EN BICUISSON  
 ATOMIZIERTEN ZWEIBRANDVERFAHREN WANDFLIESE

**HD**




VINCI PEARL SATINATO  
 VINCI PEARL ONDA SATINATO  
 VINCI GREY ONDA SATINATO  
 EMOTION GRIS 60x60

**COLORI • COLORS**  
 COULEURS • FARBEN



**FORMATI • SIZES**  
 FORMATS • FORMATE



**25x75** 10"x30"





**303556/32** 66 ■  
Vinci Pearl Satinato  
25x75 10"x30"



**303557/34** 61 ■  
Vinci Pearl Onda Satinato  
25x75 10"x30"



**303560/34** 61 ■  
Vinci Mix Decoro Satinato  
25x75 10"x30"



**303558/32** 66 ■  
Vinci Grey Satinato  
25x75 10"x30"



**303559/34** 61 ■  
Vinci Grey Onda Satinato  
25x75 10"x30"


**GRES PORCELLANATO • PORCELAIN STONEWARE**  
**PAVIMENTI CONSIGLIATI • RECOMMENDED FLOORING**



**303309/31** 13 ■  
Smot White Rettificato **R9**  
60x60 24"x24" p. 102  
**303313/52** 133 ■  
Smot White **Lappato plus+** Rettificato  
59x59 23"x23" p. 102



**303310/31** 13 ■  
Smot Grey Rettificato **R9**  
60x60 24"x24" p. 104  
**303314/52** 133 ■  
Smot Grey **Lappato plus+** Rettificato  
59x59 23"x23" p. 104



**EMT012/29** 10 ■  
Emotion Gris Rettificato **R9**  
60x60 24"x24" p. 158  
**EMT022/27** 91 ■  
Emotion Gris IN **R9**  
31x31 12"x12" p. 158



VINCI PEARL SATINATO 25x75  
VINCI GREY SATINATO 25x75  
VINCI MIX DECORO SATINATO 25x75  
EMOTION GRIS 60x60

PESI E MISURE / WEIGHT AND SIZES / POIDS ET MESURES / GEWICHTE UND VERPACKUNGEN								
dimensioni sizes dimensions abmessungen	spessore thickness épaisseur stärke	pz/collo pcs/box pc/boite stk/ktn	mq/collo sqm/box m/boite qm/ktn	kg/collo kg/box kg/boite kg/ktn	colli/pallet box/europal boites/europal ktn/europal	mq/pallet sqm/pallet m/pallet qm/pallet	kg/europal kg/europal kg/europal kg/europal	
Fondo 25x75	9 mm	8	1,50	24,00	36	54,00	889	
Decoro Onda 25x75	9 mm	8	1,50	24,00	36	54,00	889	
Mix Decoro 25x75	9 mm	8	1,50	24,00	36	54,00	889	
Fondo 60x60 Rettificato	9,5 mm	5	1,80	35,50	24	43,20	870	
Fondo 59x59 Lappato Plus Rettificato	9,5 mm	5	1,74	36,30	24	41,76	897	
Fondo 31x31	8,5 mm	14	1,35	22,22	72	97,20	1620	





# WAKE UP

**BICOTTURA ATOMIZZATA**  
ATOMIZED DOUBLE-FIRED WALL TILE  
REVÊTEMENT ATOMISÉ EN BICUISSON  
ATOMIZIERTEN ZWEIBRANDVERFAHREN WANDFLIESE

**HD**

**COLORI • COLORS**  
COULEURS • FARBEN



**FORMATI • SIZES**  
FORMATS • FORMATE




**25x75** 10"x30"

WAKE BIANCO 25x75  
ONDA WAKE BLUE 25x75  
ESSENZE VANIGLIA 15x60



# WAKE UP



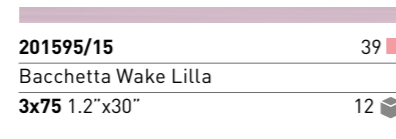
**302582/34** 61 ■  
Wake Bianco  
25x75 10"x30"



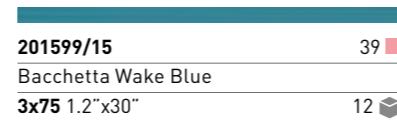
**302583/37** 54 ■  
Wake Lilla  
25x75 10"x30"



**302587/37** 54 ■  
Wake Blue  
25x75 10"x30"



**201595/15** 39 ■  
Bacchetta Wake Lilla  
3x75 1.2"x30" 12



**201599/15** 39 ■  
Bacchetta Wake Blue  
3x75 1.2"x30" 12




**302640/40** 78 ■  
Onda Wake Bianco  
25x75 10"x30"



**302641/40** 78 ■  
Onda Wake Lilla  
25x75 10"x30"



**302645/40** 78 ■  
Onda Wake Blue  
25x75 10"x30"



**201600/61** 95 ■  
Cosmic Bianco A (8 swarovski originali)  
25x75 10"x30" 4



Nuvola Wake 12,5x75 6  
**001210/14** Bianco 38 ■  
**001212/14** Lilla 38 ■




**201603/43** 102 ■  
Flowers Blue  
25x75 10"x30" 4



**201642/40** 78 ■  
Flirt  
25x75 10"x30" 6



Nuvola Wake 12,5x75 6  
**001210/14** Bianco 38 ■  
**001215/14** Blue 38 ■



**201619/32** 66 ■  
Dandy Blue  
25x75 10"x30" 4

WAKE BIANCO 25x75  
WAKE LILLA 25x75  
NUVOLA WAKE LILLA 12,5x75  
NUVOLA WAKE BIANCO 12,5x75  
SIERRA NOCE 15x60



**GRES PORCELLANATO • PORCELAIN STONWARE**  
**PAVIMENTI CONSIGLIATI • RECOMMENDED FLOORING**

<b>CEMENTI</b>	WHITE				pag. 144
<b>SIERRA</b>	GRIGIO	ROVERE	BEIGE	NOCE	pag. 200
<b>ESSENZE</b>	VANIGLIA	CANNELLA	SANDALÒ	GELSOMINO	pag. 180

PESI E MISURE / WEIGHT AND SIZES / POIDS ET MESURES / GEWICHTE UND VERPACKUNGEN							
dimensioni sizes dimensions abmessungen	spessore thickness épaisseur stärke	pz/collo pcs/box pc/boite stk/ktn	mq/collo sqm/box m/boite qm/ktn	kg/collo kg/box kg/boite kg/ktn	colli/pallet box/europal boites/europal ktn/europal	mq/pallet sqm/pallet m/pallet qm/pallet	kg/europal kg/europal kg/europal kg/europal
Fondo Wake 25x75	9,5 mm	8	1,50	24	36	54,00	889



# SMOT

**BICOTTURA ATOMIZZATA**  
 ATOMIZED DOUBLE-FIRED WALL TILE  
 REVÊTEMENT ATOMISÉ EN BICUISSON  
 ATOMIZIERTEN ZWEIBRANDVERFAHREN WANDFLIESE

**HD**



SMOT GREY 20x60  
 DECORO SMOT 20x60  
 SMOT GREY 60x60

**COLORI • COLORS**  
 COULEURS • FARBEN



**FORMATI • SIZES**  
 FORMATS • FORMATE



**20x60** 8"x24"



# SMOT



**303478/29** 10 ■  
Smot White  
20x60 8"x24"



**303479/29** 10 ■  
Smot Grey  
20x60 8"x24"



**303480/32** 66 ■  
Mosaico Smot  
20x60 8"x24"



**303489/32** 66 ■  
Decoro Smot  
20x60 8"x24"



SMOT WHITE 20x60  
SMOT GREY 20x60  
MOSAICO SMOT 20x60  
SMOT GREY 60x60



**GRES PORCELLANATO • PORCELAIN STONWARE**  
**PAVIMENTI CONSIGLIATI • RECOMMENDED FLOORING**



**303309/31** 13 ■  
Smot White Rettificato **R9**  
60x60 24"x24" p. 102  
**303313/52** 133 ■  
Smot White **Lappato plus+** Rettificato  
59x59 23"x23" p. 102



**303310/31** 13 ■  
Smot Grey Rettificato **R9**  
60x60 24"x24" p. 104  
**303314/52** 133 ■  
Smot Grey **Lappato plus+** Rettificato  
59x59 23"x23" p. 104

PESI E MISURE / WEIGHT AND SIZES / POIDS ET MESURES / GEWICHTE UND VERPACKUNGEN								
dimensioni sizes dimensions abmessungen	spessore thickness épaisseur stärke	pz/collo pcs/box pc/boite stk/ktn	mq/collo sqm/box m/boite qm/ktn	kg/collo kg/box kg/boite kg/ktn	coll/pallet box/europal boites/europal ktn/europal	mq/pallet sqm/pallet m/pallet qm/pallet	kg/europal kg/europal kg/europal kg/europal	
Fondo 20x60	9 mm	13	1,56	23,50	48	74,88	1155	
Mosaico 20x60	9 mm	13	1,56	24,50	24	37,44	610	
Decoro 20x60	9 mm	13	1,56	23,50	24	37,44	590	
Fondo 60x60 Rettificato	9,5 mm	5	1,80	35,50	24	43,20	870	
Fondo 59x59 Lappato Plus Rettificato	9,5 mm	5	1,74	36,30	24	41,76	897	




# PLANET


**BICOTTURA ATOMIZZATA**  
 ATOMIZED DOUBLE-FIRED WALL TILE  
 REVÊTEMENT ATOMISÉ EN BICUISSON  
 ATOMIZIERTEN ZWEIBRANDVERFAHREN WANDFLIESE

**HD**

**COLORI • COLORS**  
 COULEURS • FARBEN



**FORMATI • SIZES**  
 FORMATS • FORMATE



**20x60** 8" x 24"

PLANET GHIACCIO  
 PLANET GRIGIO  
 MOSAICO PLANET GRIGIO  
 LISTELLO PLANET GRIGIO  
 PLANET GREY 45x45



## PLANET



**303284/26** 65 ■  
Planet Ghiaccio  
20x60 8"x24"



**303283/26** 65 ■  
Planet Grigio  
20x60 8"x24"



**303286/29** 10 ■  
Mosaico Planet Grigio  
20x60 8"x24"



**201703/07** 22 ■  
Listello Planet Grigio  
4,8x60 2"x24" 12



**303281/26** 65 ■  
Planet Avorio  
20x60 8"x24"



**303282/26** 65 ■  
Planet Beige  
20x60 8"x24"



**303285/29** 10 ■  
Mosaico Planet Beige  
20x60 8"x24"



**201702/07** 22 ■  
Listello Planet Beige  
4,8x60 2"x24" 12

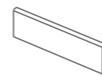
GRES PORCELLANATO • PORCELAIN STONWARE  
PAVIMENTI CONSIGLIATI • RECOMMENDED FLOORING



**R03708/26** 65 ■  
Planet Grey R9  
45x45 18"x18"



**R03709/26** 65 ■  
Planet Beige R9  
45x45 18"x18"

PEZZI SPECIALI  
TRIMS

Battiscopa 8,5x45 20 ■  
**R03800/7** Grey 22 ■  
**R03799/7** Beige 22 ■



PLANET AVORIO 20x60  
PLANET BEIGE 20x60  
MOSAICO PLANET BEIGE 20x60  
LISTELLO PLANET BEIGE 4,8x60  
PLANET BEIGE 45x45

## PESI E MISURE / WEIGHT AND SIZES / POIDS ET MESURES / GEWICHTE UND VERPACKUNGEN

dimensioni sizes dimensions abmessungen	spessore thickness épaisseur stärke	pz/collo pcs/box pc/boite stk/ktn	mq/collo sqm/box m/boite qm/ktn	kg/collo kg/box kg/boite kg/ktn	coll/pallet box/europal boites/europal ktn/europal	mq/pallet sqm/pallet m/pallet qm/pallet	kg/europal kg/europal kg/europal kg/europal
Fondo 20x60	9 mm	13	1,56	23,50	48	74,88	1155
Mosaico 20x60	9 mm	13	1,56	24,50	48	74,88	1200
Fondo 45x45	9 mm	7	1,4175	25,50	52	73,71	1345



# BASIC

## BICOTTURA ATOMIZZATA

ATOMIZED DOUBLE-FIRED WALL TILE  
REVÊTEMENT ATOMISÉ EN BICUISSON  
ATOMIZIERTEN ZWEIBRANDVERFAHREN WANDFLIESE

HD

## COLORI • COLORS COULEURS • FARBEN



## FORMATI • SIZES FORMATS • FORMATE



20x45 8"x18"

BASIC LIGHT GREY 20x45  
BASIC VIOLET 20x45  
GRAFFITO 20x45  
BASIC LIGHT GREY 60x60



# BASIC



**302908/26** 06 ■  
Basic Beige  
20x45 8"x18"



**302910/26** 06 ■  
Basic Light Grey  
20x45 8"x18"



**302909/26** 06 ■  
Basic White  
20x45 8"x18"



**302912/26** 06 ■  
Basic Violet  
20x45 8"x18"



**001302/24** 03 ■  
Brocade Violet  
20x45 8"x18" 6



**001294/24** 03 ■  
Brocade Verde  
20x45 8"x18" 6



**001298/24** 03 ■  
Camille  
20x45 8"x18" 6



**001301/24** 03 ■  
Camille Violet  
20x45 8"x18" 6



**001299/24** 03 ■  
Rosa Baroque  
[2 pz misti - 2 pcs mix]  
20x45 8"x18" 6



**201687/09** 26 ■  
Bacchetta Brush  
Tabacco  
1,5x45 0,6"x18" 6




**001297/24** 03 ■  
Minimal  
20x45 8"x18" 6



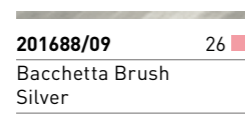
**302916/35** 62 ■  
Graffito  
[9 pz misti - 9 pcs mix]  
20x45 8"x18"



**303393/35** 62 ■  
Decò Basic  
[4 pz misti - 4 pcs mix]  
20x45 8"x18"




**201689/09** 26 ■  
Bacchetta Brush  
Violet  
1,5x45 0,6"x18" 6



**201688/09** 26 ■  
Bacchetta Brush  
Silver  
1,5x45 0,6"x18" 6

GRES PORCELLANATO • PORCELAIN STONEWARE  
PAVIMENTI CONSIGLIATI • RECOMMENDED FLOORING

<b>BASIC</b>	LIGHT GREY	GREY	BEIGE	pag. 120
<b>BASIC DEVELOPMENT</b>	LIGHT GREY	GREY	BEIGE	pag. 130



BASIC LIGHT GREY 20x45  
MINIMAL 20x45  
BASIC LIGHT GREY 60x60

PESI E MISURE / WEIGHT AND SIZES / POIDS ET MESURES / GEWICHTE UND VERPACKUNGEN							
dimensioni sizes dimensions abmessungen	spessore thickness épaisseur stärke	pz/collo pcs/box pc/boite stk/ktn	mq/collo sqm/box m/boite qm/ktn	kg/collo kg/box kg/boite kg/ktn	colli/pallet box/europal boites/europal ktn/europal	mq/pallet sqm/pallet m/pallet qm/pallet	kg/europal kg/europal kg/europal kg/europal
Fondo 20x45	8 mm	16	1,44	22,60	52	74,88	1200
Decoro m² 20x45	8 mm	16	1,44	22,60	26	37,44	600







# EASY LINE

## BICOTTURA ATOMIZZATA

ATOMIZED DOUBLE-FIRED WALL TILE  
REVÊTEMENT ATOMISÉ EN BICUISSON  
ATOMIZIERTEN ZWEIBRANDVERFAHREN WANDFLIESE

HD

**COLORI • COLORS**  
COULEURS • FARBEN



**FORMATI • SIZES**  
FORMATS • FORMATE



20x45 8"x18"

EASY WHITE 20x45  
EASY GREEN 20x45  
MOSAICO EASY 20x45  
TEXTURE EASY 20x45  
CEMENTI GREY 60x60



# EASY LINE



**301867/26** 06 ■  
Easy Beige  
20x45 8"x18"



**301868/26** 06 ■  
Easy Grey  
20x45 8"x18"



**301869/26** 06 ■  
Easy Green  
20x45 8"x18"



**301866/26** 06 ■  
Easy White  
20x45 8"x18"



**301870/26** 06 ■  
Easy Purple  
20x45 8"x18"



**001291/24** 03 ■  
Kelly Beige  
20x45 8"x18"



**302879/32** 66 ■  
Mosaico Easy  
20x45 8"x18"



**001289/24** 03 ■  
Bollicine Easy  
20x45 8"x18"



**001292/24** 03 ■  
Piquet White  
20x45 8"x18"



**001290/24** 03 ■  
Kelly Purple  
20x45 8"x18"



**303392/35** 62 ■  
Texture Easy  
(3 pz misti - 3 pcs mix)  
20x45 8"x18"

**201681/11** 33 ■  
Bacchetta Easy  
Beige  
2x45 0,8"x18"

**201682/11** 33 ■  
Bacchetta Easy  
Grey  
2x45 0,8"x18"

**201684/11** 33 ■  
Bacchetta Easy  
Green  
2x45 0,8"x18"

**201683/11** 33 ■  
Bacchetta Easy  
Purple  
2x45 0,8"x18"

**GRES PORCELLANATO • PORCELAIN STONWARE**  
**PAVIMENTI CONSIGLIATI • RECOMMENDED FLOORING**

<b>CEMENTI</b>	BEIGE	WHITE	GREY	FOG	pag. 144
<b>SIERRA</b>	GRIGIO	ROVERE	BEIGE	NOCE	pag. 200
<b>ESSENZE</b>	VANIGLIA	CANNELLA	SANDALÒ	GELSOMINO	pag. 180



PESI E MISURE / WEIGHT AND SIZES / POIDS ET MESURES / GEWICHTE UND VERPACKUNGEN							
dimensioni sizes dimensions abmessungen	spessore thickness épaisseur stärke	pz/collo pcs/box pc/boite stk/ktn	mq/collo sqm/box m/boite qm/ktn	kg/collo kg/box kg/boite kg/ktn	colli/pallet box/europal boites/europal ktn/europal	mq/pallet sqm/pallet m/pallet qm/pallet	kg/europal kg/europal kg/europal kg/europal
Fondo 20x45	8 mm	16	1,44	22,60	52	74,88	1200
Mosaico 20x45	8 mm	16	1,44	22,60	26	37,44	600

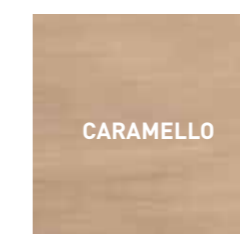



# NATURAL COLOR

**BICOTTURA ATOMIZZATA**  
 ATOMIZED DOUBLE-FIRED WALL TILE  
 REVÊTEMENT ATOMISÉ EN BICUISSON  
 ATOMIZIERTEN ZWEIBRANDVERFAHREN WANDFLIESE

**HD**

**COLORI • COLORS**  
 COULEURS • FARBEN



**FORMATI • SIZES**  
 FORMATS • FORMATE



**20x40** 8"x16"

MOSAICO MIELE 20x40  
 EMOTION TAUPE 31x31




# NATURAL COLOR



**301644/23** 02 ■  
Natural Color Ghiaccio  
20x40 8"x16"



**301646/23** 02 ■  
Natural Color Polvere  
20x40 8"x16"



**301649/23** 02 ■  
Natural Color Genziana  
20x40 8"x16"



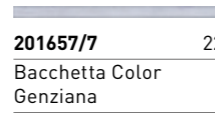
**301645/23** 02 ■  
Natural Color Avorio  
20x40 8"x16"



**301648/23** 02 ■  
Natural Color Caramello  
20x40 8"x16"



**201659/7** 22 ■  
Bacchetta Color  
Polvere  
2x40 0,8"x16" 24 ☐



**201657/7** 22 ■  
Bacchetta Color  
Genziana  
2x40 0,8"x16" 24 ☐



**201661/7** 22 ■  
Bacchetta Color  
Caramello  
2x40 0,8"x16" 24 ☐



**001260/15** 39 ■  
Domino Genziana  
[3 pz misti - 3 pcs mix]  
20x40 8"x16" 6 ☐



**001258/15** 39 ■  
Vintage Genziana  
20x40 8"x16" 4 ☐



**001259/15** 39 ■  
Vintage Caramello  
20x40 8"x16" 4 ☐



**201667/12** 36 ■  
Listello Domino  
Genziana  
[3 pz misti - 3 pcs mix]  
6,5x40 2,5"x16" 6 ☐



**001254/32** 66 ■  
Mosaico Anice  
20x40 8"x16" 19 ☐



**001255/32** 66 ■  
Mosaico Miele  
20x40 8"x16" 19 ☐

**GRES PORCELLANATO • PORCELAIN STONWARE**  
**PAVIMENTI CONSIGLIATI • RECOMMENDED FLOORING**

<b>EMOTION</b>	GRIS	TAUPE			pag. 154
<b>CEMENTI</b>	BEIGE	WHITE	GREY		pag. 144
<b>PLANET</b>	GREY	BEIGE			pag. 260
<b>SIERRA</b>	GRIGIO	ROVERE	BEIGE	NOCE	pag. 200
<b>ESSENZE</b>	VANIGLIA	CANNELLA	SANDALO	GELSOMINO	pag. 180



NATURAL COLOR GHIACCIO 20x40  
GENZIANA 20x40  
DOMINO GENZIANA 20x40  
SIERRA ROVERE 20x40

PESI E MISURE / WEIGHT AND SIZES / POIDS ET MESURES / GEWICHTE UND VERPACKUNGEN

dimensioni sizes dimensions abmessungen	spessore thickness épaisseur stärke	pz/collo pcs/box pc/boite stk/ktn	mq/collo sqm/box m/boite qm/ktn	kg/collo kg/box kg/boite kg/ktn	colli/pallet box/europal boites/europal ktn/europal	mq/pallet sqm/pallet m/pallet qm/pallet	kg/europal kg/europal kg/europal kg/europal
Fondo 20x40	8 mm	19	1,52	21,40	64	97,28	1390




# CEMENTINE

**BICOTTURA ATOMIZZATA**  
ATOMIZED DOUBLE-FIRED WALL TILE  
REVÊTEMENT ATOMISÉ EN BICUISSON  
ATOMIZIERTEN ZWEIBRANDVERFAHREN WANDFLIESE

HD

**FORMATI • SIZES**  
**FORMATS • FORMATE**



20x20 8"x8"



MIX CEMENTINE 20x20



## CEMENTINE




**301731/31** 13 ■  
 Mix Cementine [28 pz misti - 28 pcs mix]  
 20x20 8"x8"

Immagine del pannello solamente indicativa.


I decori sono imballati misti nelle scatole ed è possibile la ripetizione di più soggetti nella stessa scatola.

Above combination is indicative.


Decorations are packed on a random basis and it is possible the replication of some decors into the same box.



**302789/14** 38 ■  
 Bianco Matt  
 20x20 8"x8"



**302790/16** 51 ■  
 Beige Matt  
 20x20 8"x8"



**302795/16** 51 ■  
 Grigio Matt  
 20x20 8"x8"

## PESI E MISURE / WEIGHT AND SIZES / POIDS ET MESURES / GEWICHTE UND VERPACKUNGEN

dimensioni sizes dimensions abmessungen	spessore thickness épaisseur stärke	pz/collo pcs/box pc/boite stk/ktn	mq/collo sqm/box m/boite qm/ktn	kg/collo kg/box kg/boite kg/ktn	colli/pallet box/europal boites/europal ktn/europal	mq/pallet sqm/pallet m/pallet qm/pallet	kg/europal kg/europal kg/europal kg/europal
Fondo 20x20 Cementine	8 mm	28	1,12	16,00	96	106,40	1520
Fondo 20x20 Matt	7 mm	35	1,40	15	76	106,40	1160



MIX CEMENTINE 20x20



# UNICOLOR

**BICOTTURA ATOMIZZATA**  
 ATOMIZED DOUBLE-FIRED WALL TILE  
 REVÊTEMENT ATOMISÉ EN BICUISSON  
 ATOMIZIERTEN ZWEIBRANDVERFAHREN WANDFLIESE

**HD**

**FORMATI • SIZES**  
 FORMATS • FORMATE



**20x20 8"x8"**

**COLORI • COLORS**  
 COULEURS • FARBEN

**COLORI • COLORS**  
 COULEURS • FARBEN

GIALLO LUX

ONDULATO BIANCO

BIANCO MATT

BIANCO LUX

BEIGE MATT

BEIGE LUX

GRIGIO MATT


GRIGIO LUX

UNICOLOR 20x20



# UNICOLOR

## UNICOLOR MATT



**302789/14** 38 ■  
Bianco Matt  
20x20 8"x8"




**302790/16** 51 ■  
Beige Matt  
20x20 8"x8"




**302795/16** 51 ■  
Grigio Matt  
20x20 8"x8"

## UNICOLOR LUX



**302797/14** 38 ■  
Bianco Lux  
20x20 8"x8"



**302798/16** 51 ■  
Beige Lux  
20x20 8"x8"



**302803/16** 51 ■  
Grigio Lux  
20x20 8"x8"



**302801/16** 51 ■  
Giallo Lux  
20x20 8"x8"



**302809/14** 38 ■  
Ondulato Bianco  
20x20 8"x8"

PESI E MISURE / WEIGHT AND SIZES / POIDS ET MESURES / GEWICHTE UND VERPACKUNGEN							
dimensioni sizes dimensions abmessungen	spessore thickness épaisseur stärke	pz/collo pcs/box pc/boite stk/ktn	mq/collo sqm/box m/boite qm/ktn	kg/collo kg/box kg/boite kg/ktn	colli/pallet box/europal boites/europal ktn/europal	mq/pallet sqm/pallet m/pallet qm/pallet	kg/europal kg/europal kg/europal kg/europal
Fondo 20x20 Matt/Lux	7 mm	35	1,40	15,00	76	106,40	1160

UNICOLOR 20x20





# OUTDOOR

**GRES PORCELLANATO IMPASTO COLORATO**  
 COLORED BODY PORCELAIN STONEWARE  
 GRÈS CÉRAME MASSE COLORÉ  
 FEINSTEINZEUG MIT EINGEFAERBTEN SCHERBEN

R11 **HD**



**FORMATI • SIZES**  
**FORMATS • FORMATE**



**81x81 32"x32"**  $\cong$  **17 mm 11/16"**  
**RETTIFICATO RECTIFIED**



**40,5x81 16"x32"**  $\cong$  **17 mm 11/16"**  
**RETTIFICATO RECTIFIED**



**60x60 24"x24"**  $\cong$  **20 mm 3/4"**  
**RETTIFICATO RECTIFIED**  
**60x60 24"x24"**  $\cong$  **30 mm 1 1/4"**  
**RETTIFICATO RECTIFIED**



**45x45 18"x18"**  $\cong$  **20 mm 3/4"**

**A** Ultra Mustang Rettificato  
**81x81 32"x32" - 40,5x81 16"x32"**  
**POSA SU MASSETTO CON COLLA**  
 LAYING ON SCREED WITH ADHESIVE  
**POSA SU GHIAIA**  
 INSTALLATION ON GRAVEL

**B** Ultra Gare Graphite Rettificato  
**60x60 24"x24"**  
**POSA SU MASSETTO CON COLLA**  
 LAYING ON SCREED WITH ADHESIVE

**C** Ultra Contemporary Light Grey Rettificato  
**60x60 24"x24"**  
**POSA SU MASSETTO CON COLLA**  
 LAYING ON SCREED WITH ADHESIVE  
**POSA SU ERBA**  
 INSTALLATION ON GRASS

**D** New Ultra Vals Light Rettificato  
**60x60 24"x24"**  
**POSA SOPRAELEVATA**  
 RAISED FLOORING

**E** Ultra Essenze Cannella Rettificato  
**40,5x81 16"x32"**  
**POSA SOPRAELEVATA**  
 RAISED FLOORING



# ULTRA R11



V2

**303629/50** 80 I 28  
New Ultra Black Naturale  
SP 20 mm

45x45 18"x18"

**303573/66** 69 I 28  
New Ultra Black Rettificato  
SP 20 mm


60x60 24"x24"

**302835/90** 114 I 7  
Ultra Black Rettificato SP 17 mm

81x81 32"x32"

**302939/99** 116 I 14  
Ultra Black Rettificato SP 17 mm

40,5x81 16"x32"



V2

**303636/110** 132 I 16  
Ultra Mustang Rettificato SP 30 mm

60x60 24"x24"

**303577/50** 80 I 36  
New Ultra Mustang Naturale  
SP 20 mm

45x45 18"x18"

**303619/66** 69 I 23  
New Ultra Mustang Rettificato  
SP 20 mm

60x60 24"x24"


**302830/90** 114 I 10  
Ultra Mustang Rettificato SP 17 mm

81x81 32"x32"

**302937/99** 116 I 20  
Ultra Mustang Rettificato SP 17 mm

40,5x81 16"x32"

# ULTRA LANDSCAPE R11



V3

**303626/66** 69 I 18  
New Ultra Landscape Day  
Rettificato SP 20 mm

60x60 24"x24"



V3


**303634/110** 132 I 19  
Ultra Landscape Night  
Rettificato SP 30 mm

60x60 24"x24"

**303625/66** 69 I 19  
New Ultra Landscape Night  
Rettificato SP 20 mm

60x60 24"x24"

# ULTRA R11




V2

**303630/50** 80 I 20  
New Ultra Wood Naturale  
SP 20 mm

45x45 18"x18"

**303622/66** 69 I 20  
New Ultra Wood Rettificato  
SP 20 mm


60x60 24"x24"



V2

**303621/62** 99 I 28  
New Ultra Barge Rettificato  
SP 20 mm

60x60 24"x24"



V3

**303627/66** 69 I 14  
New Ultra Vals Light Rettificato  
SP 20 mm

60x60 24"x24"



V3

**303628/66** 69 I 14  
New Ultra Vals Dark Rettificato  
SP 20 mm

60x60 24"x24"

# ULTRA VALS R11

# ULTRA ASPEN R11



V3

**R04195/110** 132 I 5  
Ultra Aspen Grigio Rettificato  
SP 30 mm

60x60 24"x24" p. 42

**R04154/66** 69 I 5  
New Ultra Aspen Grigio Rettificato  
SP 20 mm


60x60 24"x24" p. 42

**R04191/90** 114 I 6  
Ultra Aspen Grigio Rettificato  
SP 17 mm

81x81 32"x32" p. 42

**R04193/99** 116 I 12  
Ultra Aspen Grigio Rettificato  
SP 17 mm

40,5x81 16"x32" p. 42



V3

**R04152/66** 69 I 6  
New Ultra Aspen Fumè Rettificato  
SP 20 mm

60x60 24"x24" p. 44



V3

**R04194/110** 132 I 7  
Ultra Aspen Antracite  
Rettificato SP 30 mm

60x60 24"x24" p. 46

**R04153/66** 69 I 7  
New Ultra Aspen Antracite  
Rettificato SP 20 mm

60x60 24"x24" p. 46

**R04190/90** 114 I 7  
Ultra Aspen Antracite  
Rettificato SP 17 mm

81x81 32"x32" p. 46

**R04192/99** 116 I 14  
Ultra Aspen Antracite  
Rettificato SP 17 mm

40,5x81 16"x32" p. 46



V3

**R04151/66** 69 I 6  
New Ultra Aspen Bianco  
Rettificato SP 20 mm

60x60 24"x24" p. 48

# ULTRA CONTEMPORARY R11



V4

**R04136/110** 132 I 26  
Ultra Contemporary Brown  
Rettificato SP 30 mm

60x60 24"x24" p. 88

**R04134/66** 69 I 26  
Ultra Contemporary Brown  
Rettificato SP 20 mm

60x60 24"x24" p. 88




V4

**R04135/110** 132 I 31  
Ultra Contemporary Light Grey  
Rettificato SP 30 mm

60x60 24"x24" p. 90

**R04133/66** 69 I 31  
Ultra Contemporary Light Grey  
Rettificato SP 20 mm

60x60 24"x24" p. 90



V3

**303609/110** 132 I 18  
Ultra Gare Sand Rettificato  
SP 30 mm

60x60 24"x24"

**303607/66** 69 I 18  
Ultra Gare Sand Rettificato  
SP 20 mm

60x60 24"x24"



V3

**303608/110** 132 I 16  
Ultra Gare Graphite Rettificato  
SP 30 mm

60x60 24"x24"

**303606/66** 69 I 16  
Ultra Gare Graphite Rettificato  
SP 20 mm

60x60 24"x24"


# ULTRA GARE DU NORD R11



# ULTRA BASIC R11

# ULTRA CULT R11

# ULTRA ESSENZE R11




V3

**303635/110** 132 I19  
Ultra Basic Grey Rettificato SP 30 mm  
60x60 24"x24"

**303580/50** 80 I36  
New Ultra Basic Grey Naturale SP 20 mm  
45x45 18"x18"

**303568/66** 69 I36  
New Ultra Basic Grey Rettificato SP 20 mm  
60x60 24"x24"



V3

**303624/66** 69 I30  
New Ultra Cult Grey Rettificato SP 20 mm  
60x60 24"x24"



V2

**303579/50** 80 I24  
New Ultra Essenze Gelsomino Naturale SP 20 mm  
45x45 18"x18"

**303262/99** 116 I32  
Ultra Essenze Gelsomino Rettificato SP 17 mm  
40,5x81 16"x32"



V2

**303263/99** 116 I32  
Ultra Essenze Cannella Rettificato SP 17 mm  
40,5x81 16"x32"



V2

**303578/50** 80 I25  
New Ultra Essenze Vaniglia Naturale SP 20 mm  
45x45 18"x18"

**303265/99** 116 I32  
Ultra Essenze Vaniglia Rettificato SP 17 mm  
40,5x81 16"x32"




V2

**303271/99** 116 I32  
Ultra Essenze Sandalo Rettificato SP 17 mm  
40,5x81 16"x32"

# ULTRA SLATE R11

# ULTRA BAVIERA R11

# ULTRA UNIVERSAL OAK R11



V2

**303620/62** 99 I14  
New Ultra Slate Grey Rettificato SP 20 mm  
60x60 24"x24"



V4


**303657/66** 69 I20  
Ultra Baviera Rettificato SP 20 mm  
60x60 24"x24"



V4

**303106/95** 117 I36  
Ultra Universal Oak Rettificato SP 17 mm  
40,5x81 16"x32"

# SCOUT R11



V2


**303632/110** 132 I18  
Scout Beige Rettificato SP 30 mm  
60x60 24"x24"

**303575/47** 112 I36  
New Scout Beige Naturale SP 20 mm  
45x45 18"x18"

**303569/62** 99 I18  
New Scout Beige Rettificato SP 20 mm  
60x60 24"x24"


**302837/86** 107 I9  
Scout Beige Rettificato SP 17 mm  
81x81 32"x32"

**302941/95** 117 I18  
Scout Beige Rettificato SP 17 mm  
40,5x81 16"x32"



V2

**303623/62** 99 I18  
New Scout White Rettificato SP 20 mm  
60x60 24"x24"




V2

**303576/50** 80 I26  
New Scout Fog Naturale SP 20 mm  
45x45 18"x18"

**303571/66** 69 I12  
New Scout Fog Rettificato SP 20 mm  
60x60 24"x24"

**302838/90** 114 I13  
Scout Fog Rettificato SP 17 mm  
81x81 32"x32"

**302940/99** 116 I26  
Scout Fog Rettificato SP 17 mm  
40,5x81 16"x32"



V2

**303631/110** 132 I20  
Scout Smoke Rettificato SP 30 mm  
60x60 24"x24"


**303574/50** 80 I36  
New Scout Smoke Naturale SP 20 mm  
45x45 18"x18"

**303570/66** 69 I26  
New Scout Smoke Rettificato SP 20 mm  
60x60 24"x24"

**302839/90** 114 I13  
Scout Smoke Rettificato SP 17 mm  
81x81 32"x32"

**302942/99** 116 I26  
Scout Smoke Rettificato SP 17 mm  
40,5x81 16"x32"

# SCOUT R11




V2

**303633/110** 132 I6  
Scout Black Rettificato SP 30 mm  
60x60 24"x24"

**303572/66** 69 I6  
New Scout Black Rettificato SP 20 mm  
60x60 24"x24"


# COUNTRY R11



V2

**R04156/66** 69 I12  
New Country Grey Slate Rettificato SP 20 mm  
60x60 24"x24"

**Superficie Strutturata**  
Textured surface



V2

**R04155/66** 69 I13  
New Country Black Slate Rettificato SP 20 mm  
60x60 24"x24"

**Superficie Strutturata**  
Textured surface

PESI E MISURE / WEIGHT AND SIZES / POIDS ET MESURES / GEWICHTE UND VERPACKUNGEN							
dimensioni sizes dimensions abmessungen	spessore thickness épaisseur stärke	pz/collo pcs/box pc/boite stk/ktn	mq/collo sqm/box m/boite qm/ktn	kg/collo kg/box kg/boite kg/ktn	coll/pallet box/europal boites/europal ktn/europal	mq/pallet sqm/pallet m/pallet qm/pallet	kg/europal kg/europal kg/europal kg/europal
Fondo 60x60 Rettificato	30 mm	1	0,36	25,00	40	14,40	1025
Fondo 60x60 Rettificato	20 mm	2	0,72	31,20	30	21,60	960
Fondo 45x45 Naturale	20 mm	3	0,608	25,30	52	31,616	1340
Fondo 81x81 Rettificato	17 mm	2	1,3122	48,00	28	36,7416	1369
Fondo 40,5x81 Rettificato	17 mm	2	0,6561	24,00	28	18,3708	697






ULTRA UNIVERSAL OAK 40,5x81



NEW SCOUT BEIGE 60x60



NEW SCOUT WHITE 60x60 NEW SCOUT BLACK 60x60





## COSA SONO GLI OUTDOOR • WHAT OUTDOOR ARE

Lastre naturali o rettificate in gres porcellanato colorato in massa di spessore 17 • 20 • 30 mm per interni ed esterni.  
Colored body porcelain stoneware 17 • 20 • 30 mm thick slabs (rectified or not rectified) for indoor and outdoor.

## DOVE E COME SI USANO • WHERE AND HOW THEY ARE USED

Queste indicazioni rappresentano delle indicazioni generali basate sullo stato dell'arte e non vincolanti. Fare riferimento alle normative specifiche di ogni singolo paese per realizzare una pavimentazione a regola d'arte.

The following tips and suggestions are not binding for the manufacturer. Please refer to the regulations in force in your Country for a correct and adequate fixing.

	RESIDENZIALE / RESIDENTIAL				PUBBLICO / PUBLIC AREAS			
	aree carrabili drive-over areas	giardini gardens	vialetti footpaths and driveways	patio/terrazze patios/terraces	stabilimenti balneari bathing establishments	aree industriali/ commerciali (negozi, ristoranti, bar...) industrial/commercial areas (shops, restaurants, bars...)	camminamenti e arredo urbano walkways and urban furniture	parchi parks
<b>POSA SU ERBA *</b> INSTALLATION ONTO GRASS *	•	•	•				•	•
<b>POSA SU SABBIA *</b> INSTALLATION ONTO SAND *	•	•	•		•		•	
<b>POSA SU GHIAIA *</b> INSTALLATION ON GRAVEL *	•	•	•				•	•
<b>POSA SU MASSETTO CON COLLA **</b> LAYING ON SCREED WITH ADHESIVE **	•		•	•		•	•	
<b>POSA SOPRAELEVATA</b> INSTALLATION ONTO FLAT SURFACES (RAISED LAYING)				•		•		

\* Pavimentazione carrabile a basso traffico veicolare - Spessore 20 mm.  
\* Installation on driveways with low vehicular traffic - Thickness 20 mm.

\* Spessore 30 mm - Pavimentazione carrabile.  
\* 30 mm Thickness - Installation on driveways.

## VANTAGGI PER TE E PER L'AMBIENTE

### ADVANTAGES FOR YOU AND FOR THE ENVIRONMENT

#### MECCANICI MECHANICAL

- **RESISTENTE AI CARICHI DI ROTTURA**  
RESISTANT TO BREAKAGE LOAD
- **RESISTENTE AL GRAFFIO E ALLA SCALFITURA**  
RESISTANT TO SCRATCH
- **RESISTENTE ALL'ABRASIONE**  
RESISTANT TO ABRASION

#### CHIMICO-FISICI CHEMICAL AND PHYSICAL

- **RESISTENTE AGLI SBALZI TERMICI**  
RESISTANT TO THERMAL SHOCK
- **COLORI STABILI NEL TEMPO**  
CHROMATIC STABILITY
- **RESISTENTE AL SALE**  
RESISTANT TO SALT
- **RESISTENTE AGLI AGENTI CHIMICI E MUFFE**  
RESISTANT TO CHEMICAL AGENTS AND MOULDS
- **FACILE DA PULIRE**  
EASY TO CLEAN

#### PRESTAZIONALI PERFORMANCE

- **FACILE DA POSARE**  
EASY TO INSTALL
- **VERSATILE**  
VERSATILE
- **ISPEZIONABILE E REMOVIBILE**  
REMOVABLE, EASY TO INSPECTION (installation without glue only)
- **ANTISCIVOLO**  
ANTI-SLIP



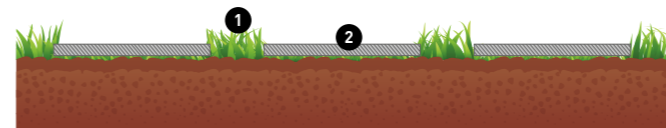
## POSA SU ERBA • INSTALLATION ONTO GRASS



### Posa diretta su erba

Direct installation on grass (Not suitable for lawn-mowers usage)

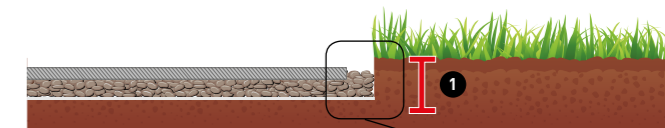
- 1 Manto erboso • Grass surface
- 2 Lastra • Slab



### Posa a secco su erba

Installation on grass (Suitable for lawn-mowers usage)

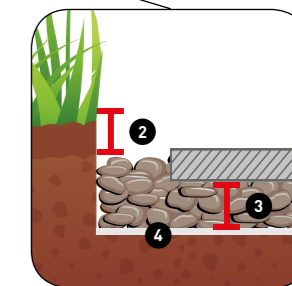
- 1 5/6 cm di profondità • 5/6 cm dragging



- 2 Lastra posizionata più in basso del manto erboso calpestabile • Slab to be laid below grass level

- 3 Letto di ghiaia di almeno 3 cm di profondità (granulometria > 4 mm)  
Layer of gravel, minimum 3 cm recommended (granulometry > 4mm)

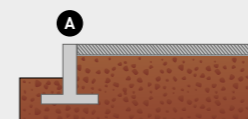
- 4 Eventuale TNT • Macro-holed, non-woven polypropylene fabric



Per ottenere un effetto "tappeto":  
posizionare un cordolo in cemento  
per delimitare l'area da piastrellare.

Realization of "carpet effect" flooring:  
a cement curb can be laid to delimit  
the area in which slabs are installed.

- A Cordolo in cemento • Cement curb



Distanza tra le lastre: posizionare le lastre distanziate tra loro in base all'effetto estetico che si vuole ottenere (camminamento "a passi", vialetto ecc).

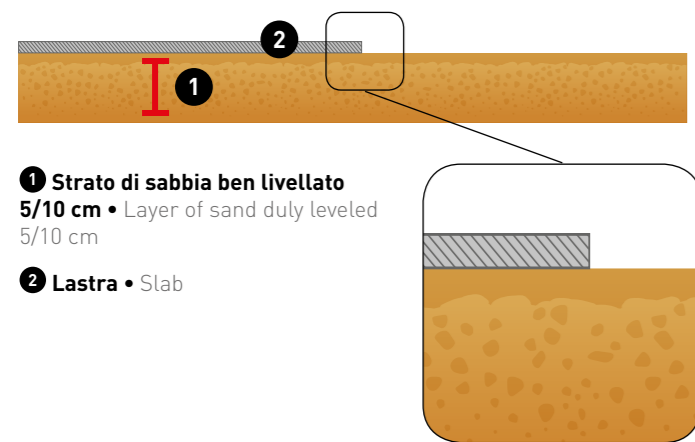
Distance between the slabs: slabs can be install to obtain several aesthetics effects/designs (walkway, stepping stone pattern and so on).  
Distance between slabs depends on the design we want to create.

Queste indicazioni rappresentano delle indicazioni generali basate sullo stato dell'arte e non vincolanti.  
The following tips and suggestions are not binding for the manufacturer.





## POSA SU SABBIA • INSTALLATION ONTO SAND



**1 Strato di sabbia ben livellato 5/10 cm** • Layer of sand duly leveled 5/10 cm

**2 Lastra** • Slab

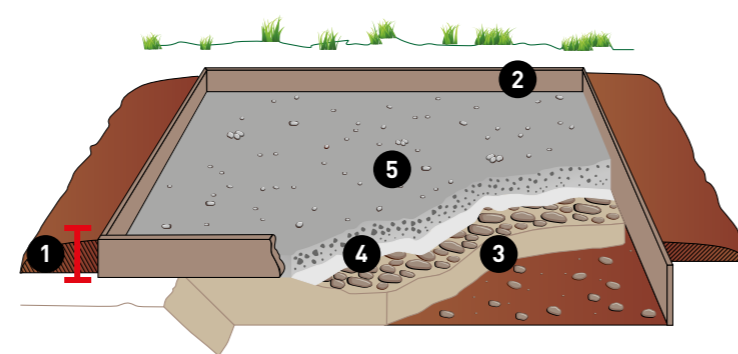
**Pendenza sottofondo 2%**

Creation of 2% inclination during levelling and compacting phases.

**Distanza tra le lastre: posizionare le lastre distanziate tra loro in base all'effetto estetico che si vuole ottenere (camminamento "a passi", vialetto ecc). Le fughe possono essere riempite con sabbia o ghiaia.**

Distance between the slabs: slabs can be install to obtain several aesthetics effects/designs (walkway, stepping stone pattern and so on). Distance between slabs depends on the design we want to create. Joints can be filled with sand or gravel.

## POSA SU GHIAIA • INSTALLATION ONTO GRAVEL



**1 Asportare uno strato di terreno di 10-20 cm di profondità**  
Drag a layer of ground (10-20 cm)

**2 Cordolo in cemento o assi di legno** • Cement curb or wooden plank

**3 Pietrisco compatto granulometria mista (16-35 mm) per 10 cm di profondità** • Crushed stone, mixed granulometry (16-35 mm), 10 cm depth

**4 TNT** • Macro-holed, non-woven polypropylene fabric

**5 Ghiaia ben livellata granulometria 4-8 mm per 10 cm di profondità**  
Duly leveled gravel, granulometry between 4-8 mm, 10 cm depth

Queste indicazioni rappresentano delle indicazioni generali basate sullo stato dell'arte e non vincolanti.  
The following tips and suggestions are not binding for the manufacturer.



## POSA SU MASSETTO CON COLLA • LAYING ON SCREED WITH ADHESIVE



### Posa su pavimento esterno non impermeabilizzato (terreno)

Installation on outdoor non waterproof floor (ground)

**1 Terreno** • Ground


**2 Strato di ghiaia compatto eventualmente stabilizzato con calcestruzzo** • Compact layer of gravel (eventually stabilized using concrete)

**3 Strato di livellamento in calcestruzzo avente spessore adeguato. Pendenza 1,25-2,5%** • Concrete leveling layer with adequate thickness. Inclination 1,25-2,5%

**4 Massetto di 8-10 cm con rete elettrosaldata posizionata a metà dello spessore dello strato** • 8-10 cm screed, arc welded mesh to be positioned in the centre

**5 Lastra** • Slab

Posa delle lastre con un collante per esterni seguendo sempre le indicazioni specifiche del produttore dell'adesivo utilizzato e seguendo la tecnica della doppia spalmatura • Slabs must be fixed by using an adhesive suitable for outdoor use and strictly following the instructions and specifications indicated by the adhesive's manufacturer (a double adhesive layer is always recommended)



### Posa su pavimento esterno impermeabilizzato

Installation on outdoor waterproof floor

**1 Struttura portante (solaio)**  
Floor

**2 Strato di livellamento/pendenza**  
Levelling/inclination layer

**3 Strato di impermeabilizzazione**  
Waterproofing layer


**4 Strato di separazione termoisolante** • Heat insulating layer

**5 Strato drenante** • Draining layer

**6 Massetto di 8-10 cm con rete elettrosaldata posizionata a metà dello spessore dello strato** • 8-10 cm screed, arc welded mesh to be positioned in the centre

**7 Lastra** • Slab

Posa delle lastre con un collante per esterni seguendo sempre le indicazioni specifiche del produttore dell'adesivo utilizzato e seguendo la tecnica della doppia spalmatura • Slabs must be fixed by using an adhesive suitable for outdoor use and strictly following the instructions and specifications indicated by the adhesive's manufacturer (a double adhesive layer is always recommended)



**Fughe: obbligatoria la fuga a giunto aperto con ampiezza di fuga variabile maggiore di 5 mm ed utilizzo di sigillanti cementizi di classe 2. I giunti di dilatazione sono obbligatori.**

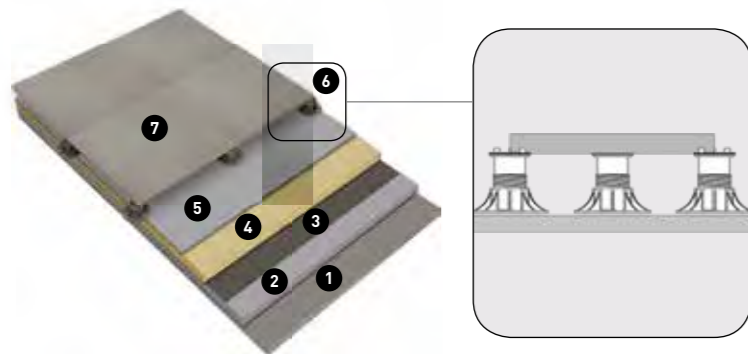
Grout: using class 2 cement grouting and a minimum 5 mm grout line is mandatory. Expansion joints are mandatory too.

Queste indicazioni rappresentano delle indicazioni generali basate sullo stato dell'arte e non vincolanti.  
The following tips and suggestions are not binding for the manufacturer.





## POSA SOPRAELEVATA • INSTALLATION ONTO FLAT SURFACES (RAISED LAYING)

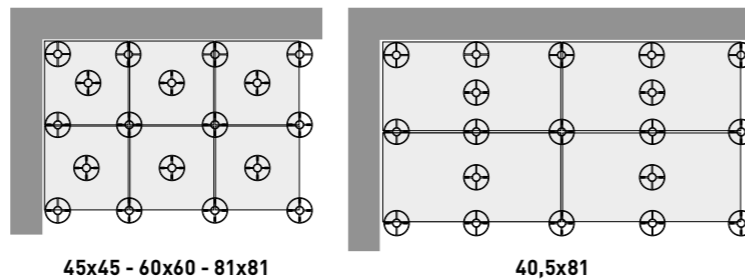


- 1 **Terreno o struttura portante** • Ground or floor
- 2 **Massetto in pendenza** • Screed with adequate inclination
- 3 **Strato di impermeabilizzazione** • Waterproofing layer
- 4 **Strato di separazione termoisolante (foglio di polietilene)**  
Heat insulating layer (polyethylene sheet)
- 5 **Opzionale: pannello termoisolante di adeguata densità**  
Optional: heat insulating panel with adequate density
- 6 **Supporto da esterno in polipropilene (fisso, regolabile o autolivellante)**  
Polypropylene load-bearing supports suitable for outdoor (may be fixed, adjustable or self-levelling)
- 7 **OUTDOOR spessore 17 • 20 • 30 mm**  
OUTDOOR 17 • 20 • 30 mm thick slabs

**Ad oggi non esiste una normativa specifica per i pavimenti sopraelevati da esterno, si rimanda pertanto al professionista progettista un'attenta valutazione dei requisiti del progetto.**

**Dado Ceramica S.r.l. prescrive l'aggiunta di supporti aggiuntivi sotto le piastrelle, come da schema sotto riportato.**

To date, there is no existing regulatory standard regarding outdoor raised floors. Therefore, the Customer/Designer/Project Manager has to arrange for a careful assessment of the project and its requirements. Dado Ceramica S.r.l. recommends the adoption of additional supports under the tiles, as per diagram below.



**Per maggiore sicurezza e a tutela dell'utente, Dado Ceramica S.r.l. richiede di impostare un'altezza di sopraelevazione non superiore a 5 cm.**  
For grater safety and protection of the user, Dado Ceramica S.r.l. requires an overlay height not exceeding 5 cm.

Queste indicazioni rappresentano delle indicazioni generali basate sullo stato dell'arte e non vincolanti.  
The following tips and suggestions are not binding for the manufacturer.



## PAVIMENTAZIONE CARRABILE INSTALLATION ON DRIVEWAYS



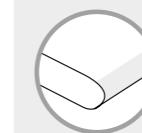
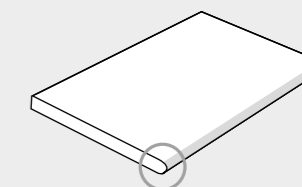
**L'impiego di lastre con spessore 30 mm permette la realizzazione di pavimentazioni carrabili senza l'utilizzo di collanti per la posa.**

30 mm porcelain pavers could be installed on driveways with no need of adhesives.

Queste indicazioni rappresentano delle indicazioni generali basate sullo stato dell'arte e non vincolanti.  
The following tips and suggestions are not binding for the manufacturer.

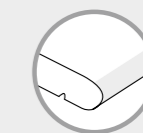
## PEZZI SPECIALI SU RICHIESTA SPECIAL PIECES ON DEMAND

### GRADONE MONOLITICO COPING



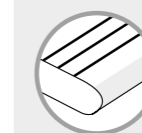
**Gradone Arrotondato**  
Rounded Coping

30x60 sp 20 mm/46	59
30x60 sp 30 mm/90	114
40,5x81 sp 17 mm/91	75



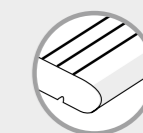
**Gradone arrotondato con gocciolatoio**  
Rounded coping with drip

30x60 sp 20 mm/62	99
30x60 sp 30 mm/120	105
40,5x81 sp 17 mm/121	141



**Gradone arrotondato con scanalature**  
Rounded coping with grooves

30x60 sp 20 mm/62	99
30x60 sp 30 mm/120	105
40,5x81 sp 17 mm/121	141



**Gradone arrotondato con gocciolatoio e scanalature**  
Rounded coping with drip and grooves

30x60 sp 20 mm/80	70
30x60 sp 30 mm/148	72
40,5x81 sp 17 mm/151	139

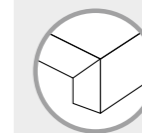
### FORMATI E SPESSORI • SIZES AND THICKNESSES

30x60 disponibile per gli articoli in formato 60x60 sp 20 mm e 30 mm

30x60 available for items in size 60x60 sp 20 mm and 30 mm

40,5x81 disponibile per gli articoli in formato 81x81 e 40,5x81 sp 17 mm

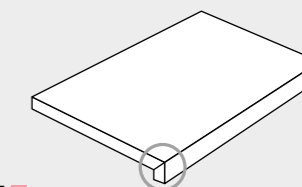
40,5x81 available for items in size 81x81 and 40,5x81 sp 17 mm



**GRADONE A L**  
L COPING

30x60 sp 20 mm/91

75



### FORMATI E SPESSORI • SIZES AND THICKNESSES

Disponibile per gli articoli in formato 60x60 sp 20 mm

Available for items in size 60x60 sp 20 mm



**GRIGLIE**  
GRIDS

14,5x60 sp 20 mm/56	93
19,5x60 sp 20 mm/61	95

### FORMATI E SPESSORI SIZES AND THICKNESSES

Disponibile per gli articoli in formato 60x60 sp 20 mm

Available for items in size 60x60 sp 20 mm

### ALTRI PEZZI SPECIALI PER PISCINA DISPONIBILI SU RICHIESTA

MORE SPECIAL PIECES AVAILABLE ON DEMAND FOR SWIMMING POOL





## QUE SONT LES OUTDOOR • WAS SIND OUTDOOR

Dalles naturelles ou rectifiées en gres cerame colorés dans la masse épaisseur 17 • 20 • 30 mm pour intérieur et extérieur.  
Terrassenplatten aus glasiertem Feinsteinzeug in Natursteinoptik: Staerke 17 • 20 • 30 mm.

## OU ET COMMENT LES EMPLOYER • WO UND WIE GEBRAUCHT WERDEN KOENNEN

Ces indications représentent des conseils généraux non contraignants, basés sur l'expérience des professionnels du secteur. Se référer aux normes spécifiques de chaque pays pour réaliser un sol dans les règles de l'art. Diese Anweisungen stellen allgemeine Empfehlungen auf Grundlage des letzten Stands der Technik dar, die nicht bindend sind. Auf die spezifischen Bezugsvorschriften der einzelnen Länder Bezug nehmen, um einen Fußboden nach allen Regeln der Kunst zu fertigen.

	RÉSIDENTIEL / WOHNBEREICH				PUBLIC / ÖFFENTLICHKEIT			
	surfaces carrossables Befahrbare Bereiche	jardins Gärten	vialetti footpaths and driveways	patios/terrasses Innenhöfe/Terrassen	établissements balnéaires Badeanstalten	zones industrielles/commerciales (magasins, restaurants, bars...) Industrie-/Gewerbebereiche (Geschäfte, Restaurants, Bars...)	cheminements et aménagement urbain Gehwege und Stadtmöblierung	parcs Parks
<b>POSE SUR HERBE *</b> VERLEGUNG AUF GRAS *	•	•	•				•	•
<b>POSE SUR SABLE *</b> VERLEGUNG AUF SAND *	•	•	•		•		•	
<b>POSE SUR GRAVIERS *</b> VERLEGUNG AUF KIES *	•	•	•				•	•
<b>POSE SUR FOND AVEC COLLE **</b> VERLEGUNG AUF ESTRICH MIT KLEBER **	•		•	•			•	
<b>POSE SURÉLEVÉE</b> VERLEGUNG ALS DOPPELBODEN				•			•	

\* Carrossable pour trafic de voitures réduit - Épaisseur 20 mm.  
\* Befahrbarer Boden mit schwachem Fahrzeugverkehr - Dicke 20 mm.

\* Épaisseur 30 mm - Sols carrossables.  
\* Dicke 30 mm - Fahrbare Boden.

## AVANTAGES POUR VOUS ET POUR L'ENVIRONNEMENT

### VORTEILE FÜR SIE UND DIE UMWELT

#### MÉCANIQUES MECHANISCH

- **RÉSISTANT AUX CHARGES DE RUPTURE**  
BRÜCHFEST
- **RÉSISTANT AUX RAYURES ET AUX ÉRAFLURES**  
KRATZ- UND SCHEUERFEST
- **RÉSISTANT À L'ABRASION**  
ABRIEBFEST

#### CHIMIQUES ET PHYSIQUES CHEMISCH-PHYSIKALISCH

- **RÉSISTANT AUX ÉCARTS THERMIQUES**  
BESTÄNDIG GEGENÜBER TEMPERATURSCHWANKUNGEN
- **COULEURS STABLES AU FIL DU TEMPS**  
MIT DER ZEIT STABILE FARBEN
- **RÉSISTANT AU SEL**  
SALZBESTÄNDIG
- **RÉSISTANT AUX AGENTS CHIMIQUES ET AUX MOISSISSURES**  
CHEMIKALIEN- UND SCHIMMELBESTÄNDIG
- **SIMPLE À NETTOYER**  
REINIGUNGSFREUNDLICH

#### PRESTATIONNELS LEISTUNGEN

- **SIMPLE À POSER**  
LEICHT ZU VERLEGEN
- **VERSATILE**  
VIELSEITIG
- **CONTRÔLABLE ET AMOVIBLE**  
pour les poses sans colle  
INSPIZIERBAR UND ABNEHMBAR, falls ohne Kleber verlegt
- **ANTI-GLISSE**  
RUTSCHFEST



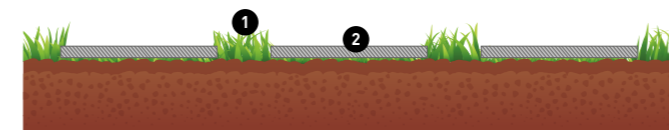
## POSE SUR HERBE • VERLEGUNG AUF GRAS



### Pose directe sur herbe

Direkte Verlegung auf Gras

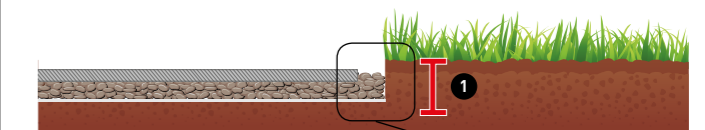
- 1 Couche d'herbe • Grasdecke
- 2 Dalle • Platte



### Pose à sec sur herbe

Trockenverlegung auf Gras

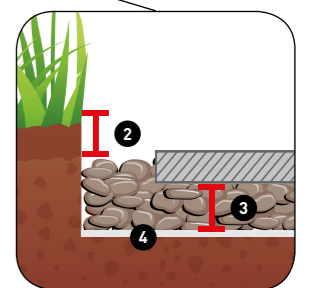
- 1 5/6 cm de profondeur • 5/6 cm tiefe



- 2 Dalle positionnée plus bas que la couche d'herbe destinée au passage  
Platte niedriger als die begehbare Grasdecke verlegt

- 3 Lit de graviers d'au moins 3 cm de profondeur (granulométrie > 4 mm)  
Kiesbett mit mindestens 3 cm Tiefe (Korngröße > 4 mm)

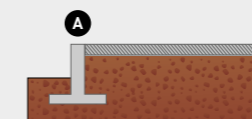
- 4 Éventuel TNT • Eventuell vlies



### Pour obtenir un effet "tapis": placer un cordon en ciment pour délimiter la zone à daller.

Um eine „teppich“-optik zu erzielen: einen zementring installieren, um den zu verfließenden bereich abzugrenzen.

- A Cordon en ciment • Betonring



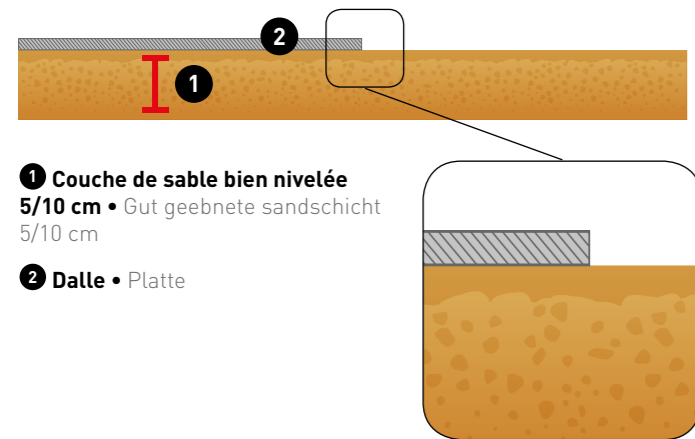
Distance entre les dalles: placer les dalles distancées les unes des autres en fonction de l'effet esthétique que l'on souhaite obtenir (chemins de dalles, allées, etc.) • Abstand zwischen den platten: Den Abstand zwischen den Platten je nach der ästhetischen Wirkung wählen, die man erzielen möchte („schrittweise“ Gehwegplatten, Gehwege etc.).

Ces indications représentent des conseils généraux non contraignants, basés sur l'expérience des professionnels du secteur.  
Diese Anweisungen stellen allgemeine Empfehlungen auf Grundlage des letzten Stands der Technik dar, die nicht bindend sind.





## POSE SUR SABLE • VERLEGUNG AUF SAND

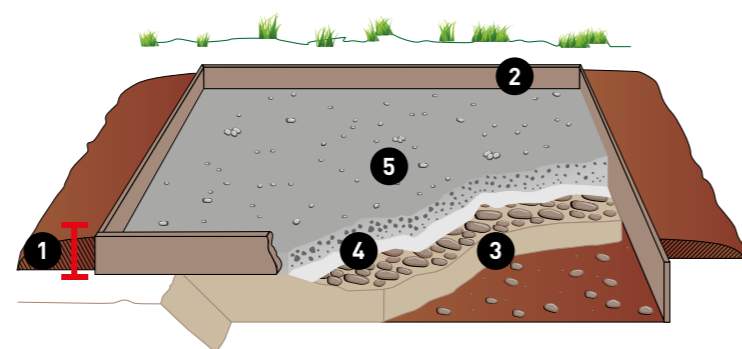


**1** Couche de sable bien nivelée  
5/10 cm • Gut geebnete Sandschicht  
5/10 cm

**2** Dalle • Platte

**Inclinaison sous-couche 2%**  
Neigung des untergrunds 2%

## POSE SUR GRAVIERS • VERLEGUNG AUF KIES



**1** Retirer une couche de terrain de 10-20 cm de profondeur  
Eine 10-20 cm tiefe Schicht Erde abtragen

**2** Cordon en ciment ou planches en bois • Betonring oder Holzplatten

**3** Pierraille compacte granulométrie mixte (16-35 mm) sur 10 cm de profondeur • Kompakter Schotter mit gemischter Korngröße (16-35 mm), 10 cm Tiefe

**4** TNT • Vlies

**5** Gravier bien nivelés granulométrie 4-8 mm sur 10 cm de profondeur  
Gut geebnete Kies mit Korngröße 4-8 mm, 10 cm Tiefe

**Distance entre les dalles: placer les dalles distancées les unes des autres en fonction de l'effet esthétique que l'on souhaite obtenir (chemin de dalles, allées, etc.). Les joints peuvent être remplis de sable ou de graviers.**

Abstand zwischen den Platten: Den Abstand zwischen den Platten je nach der ästhetischen Wirkung wählen, die man erzielen möchte ("schrittweise" Gehwegplatten, Gehwege etc.). Die Fugen können mit Sand oder Kies gefüllt werden.

Ces indications représentent des conseils généraux non contraignants, basés sur l'expérience des professionnels du secteur.  
Diese Anweisungen stellen allgemeine Empfehlungen auf Grundlage des letzten Stands der Technik dar, die nicht bindend sind.



## POSE SUR FOND AVEC COLLE • VERLEGUNG AUF ESTRICH MIT KLEBER



## Pose sur sol extérieur non imperméabilisé (terrain)

Verlegung auf nicht wasserdichtem Fußboden im Freien (Erdreich)

**1** Terrain • Erdreich


**2** Couche de graviers compacte, éventuellement stabilisée à l'aide de béton  
Kompakte KIESSCHICHT, die eventuell mit Beton stabilisiert werden kann

**3** Couche de nivellement en béton présentant une épaisseur adaptée inclinaison 1,25-2,5% • Nivellierungsschicht aus Beton mit angemessener Stärke, Neigung 1,25-2,5%

**4** Fond de 8-10 cm avec filet électrosoudé placé à mi-épaisseur de la couche • 8-10 cm hoher Estrich mit elektroverschweißtem Netz in der Mitte der Schichthöhe

**5** Dalle • Platte

Pose des dalles avec un adhésif pour extérieurs en suivant toujours les indications spécifiques du fabricant de l'adhésif utilisé et en respectant la technique du double encollage • Verlegung der Platten mit einem Kleber für den Außenbereich unter Befolgung der spezifischen Anweisungen des Herstellers des verwendeten Klebers mit der Technik des doppelten Auftragens



## Pose sur sol extérieur imperméabilisé

Verlegung auf wasserdichtem Fußboden im Freien

**1** Structure portante (plancher)  
Tragstruktur (Estrich)

**2** Couche de nivellement/inclinaison  
Nivellierungs-/neigungsschicht

**3** Couche d'imperméabilisation  
Abichtungsschicht


**4** Couche de séparation thermo-isolante • Wärmedämmende Trennschicht

**5** Couche drainante • Dränschicht

**6** Fond de 8-10 cm avec filet électrosoudé placé à mi-épaisseur de la couche • 8-10 cm hoher Estrich mit elektroverschweißtem Netz in der Mitte der Schichthöhe.

**7** Dalle • Platte

Pose des dalles avec un adhésif pour extérieurs en suivant toujours les indications spécifiques du fabricant de l'adhésif utilisé et en respectant la technique du double encollage • Verlegung der Platten mit einem Kleber für den Außenbereich unter Befolgung der spezifischen Anweisungen des Herstellers des verwendeten Klebers mit der Technik des doppelten Auftragens



**Joints: le joint ouvert avec une amplitude variable de plus de 5 mm et l'utilisation de ciments-joints de classe 2 est obligatoire.**

**Les joints de dilatation sont obligatoires.**

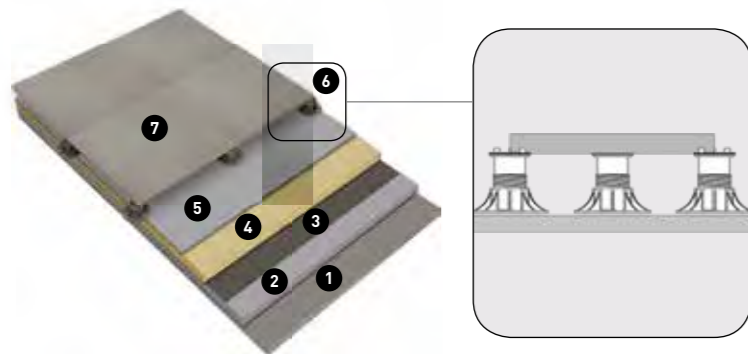
Fugen: Hohlfugen mit variabler Fugenbreite über 5 mm und die Verwendung von Zementfugenmassen der Klasse 2 sind verpflichtend. Außerdem sind Dehnungsfugen verpflichtend.

Ces indications représentent des conseils généraux non contraignants, basés sur l'expérience des professionnels du secteur.  
Diese Anweisungen stellen allgemeine Empfehlungen auf Grundlage des letzten Stands der Technik dar, die nicht bindend sind.





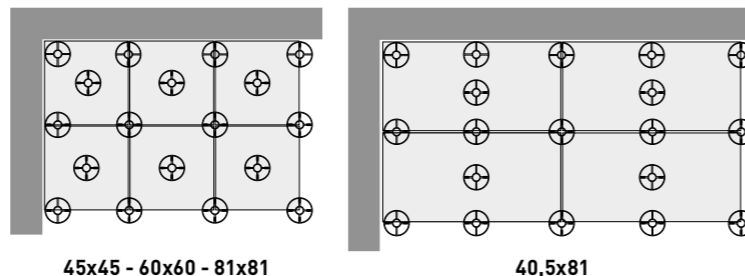
## POSE SURÉLEVÉE • VERLEGUNG ALS DOPPELBODEN



**Il n'existe pas aujourd'hui de norme spécifique pour les sols surélevés extérieurs. Par conséquent, s'adresser au concepteur professionnel pour une évaluation minutieuse des conditions du projet. Dado Ceramica S.r.l. préconise d'utiliser des plots supplémentaires à placer sous la dalle comme indiqué sur les images ci-dessous.**

Bisher gibt es keine spezifischen Vorschriften für Doppelböden für den Außenbereich, der für die Planung zuständige Fachmann ist daher für eine sorgfältige Bewertung der Projektvoraussetzungen verantwortlich. Dado Ceramica S.r.l. empfiehlt die Benutzung von Stelzlager unter der Platte wie unten im entsprechenden Bild dargestellt.

- 1 **Terrain ou structure portante** • Erdreich oder tragstruktur
- 2 **Fond en pente** • Estrich bei neigung
- 3 **Couche d'imperméabilisation** • Abdichtungsschicht
- 4 **Couche de séparation thermo-isolante (feuille de polyéthylène)**  
Wärmedämmende trennschicht (polyethylenfolie)
- 5 **Optionnel: panneau thermo-isolant de densité adaptée**  
Optional: wärmedämmplatte mit geeigneter Dichte
- 6 **Support pour extérieur en polypropylène (fixe, réglable ou auto-nivelant)**  
Träger für den aussenbereich aus polypropylen (fix, verstellbar oder selbstnivellierend)
- 7 **OUTDOOR épaisseur 17 • 20 • 30 mm**  
OUTDOOR Staerke 17 • 20 • 30 mm



**Pour améliorer la sécurité et la protection de l'utilisateur, Dado Ceramica S.r.l. de définir à 5 cm la hauteur maximale de surélévation.**  
Zur erhöhten Sicherheit und zum Schutz des Benutzers fordert Dado Ceramica S.r.l. eine maximale Erhöhung von 5 cm.

Ces indications représentent des conseils généraux non contraignants, basés sur l'expérience des professionnels du secteur.  
Diese Anweisungen stellen allgemeine Empfehlungen auf Grundlage des letzten Stands der Technik dar, die nicht bindend sind.



## SOLS CARROSSABLES FAHRBARE BOEDEN



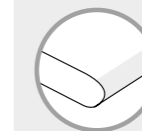
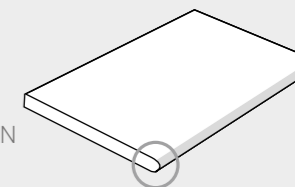
**L'utilisation de dalles de 30 mm d'épaisseur permet de réaliser des sols carrossables sans utiliser d'adhésif pour la pose.**

Die Verwendung von 30 mm Dicke Platten ermöglicht die Realisierung von fahrbare Boden ohne Kleber.

Ces indications représentent des conseils généraux non contraignants, basés sur l'expérience des professionnels du secteur.  
Diese Anweisungen stellen allgemeine Empfehlungen auf Grundlage des letzten Stands der Technik dar, die nicht bindend sind.

## DISPONIBLES SUR ORDRE VERFUEGBAR AUF BESTELLUNG

### NEZ DE MARCHE MONOLITIQUE MONOLITISCHE STUFENPLATTEN



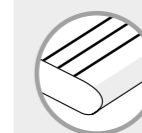
**Nez de marche arrondi**  
Monolitische Stufenplatten

30x60 sp 20 mm/46	59
30x60 sp 30 mm/90	114
40,5x81 sp 17 mm/91	75



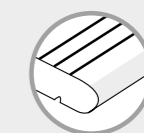
**Nez de marche arrondi avec goutte d'eau**  
Monolitische Stufenplatten mit Abtropfen

30x60 sp 20 mm/62	99
30x60 sp 30 mm/120	105
40,5x81 sp 17 mm/121	141



**Nez de marche arrondi avec rainures**  
Monolitische Stufenplatten mit Rillen

30x60 sp 20 mm/62	99
30x60 sp 30 mm/120	105
40,5x81 sp 17 mm/121	141



**Nez de marche arrondi avec rainures et goutte d'eau** • Monolitische Stufenplatten mit Abtropfen und Rillen

30x60 sp 20 mm/80	70
30x60 sp 30 mm/148	72
40,5x81 sp 17 mm/151	139

### FORMATS ET EPAISSEURS • FORMATE UND STAERKE

30x60 disponible pour les articles en format 60x60 sp 20 mm et 30 mm

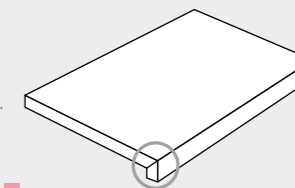
30x60 verfuegbar fuer die Formate 60x60 sp 20 mm und 30 mm

40,5x81 disponible pour les articles en format 81x81 et 40,5x81 sp 17 mm

40,5x81 verfuegbar fuer di Formate 81x81 und 40,5x81 sp 17 mm



**NEZ DE MARCHE L**  
STUFENPLATTEN "L"



30x60 sp 20 mm/91

75

### FORMATS ET EPAISSEURS • FORMATE UND STAERKE

Disponible pour les articles en format 60x60 sp 20 mm

Verfuegbar fuer die Formate 60x60 sp 20 mm



**GRID**  
GITTER

14,5x60 sp 20 mm/56	93
19,5x60 sp 20 mm/61	95

### FORMATS ET EPAISSEURS FORMATE UND STAERKE

Disponible pour les articles en format 60x60 sp 20 mm

Verfuegbar fuer die Formate 60x60 sp 20 mm

### PIÈCES SPÉCIALES SUPPLÉMENTAIRES POUR PISCINES SUR DEMANDE WEITERE SPEZIELLE POOLTEILE AUF ANFRAGE



# SASSONE

GRES PORCELLANATO  
PORCELAIN STONEWARE  
GRÈS CÉRAME  
FEINSTEINZEUG

V4 R11 HD



SASSONE 15,3x31

**COLORI • COLORS**  
COULEURS • FARBEN



SASSONE

**FORMATI • SIZES**  
FORMATS • FORMATE



15,3x31 6"x12"



# SASSONE



50

SSN001/27

91

Sassone R11

15,3x31 6"x12"



SASSONE 15,3x31

### PEZZI SPECIALI TRIMS



Battiscopa 7,5x31  
SSN011/04 Sassone



Terminale a Elle Monolitico OUT R11 15x4x30  
SSN021/16 Sassone

47



46



60



8



**\* É OBBLIGATORIO posare il Terminale a Elle Monolitico SFALSATO essendo di dimensione diversa rispetto alle piastrelle**  
It is MANDATORY to lay Terminale a Elle Monolitico STAGGERED [not following same joint] due to the difference in dimension between tiles and special pieces

PESI E MISURE / WEIGHT AND SIZES / POIDS ET MESURES / GEWICHTE UND VERPACKUNGEN							
dimensioni sizes dimensions abmessungen	spessore thickness épaisseur stärke	pz/collo pcs/box pc/boite stk/ktn	mq/collo sqm/box m/boite qm/ktn	kg/collo kg/box kg/boite kg/ktn	colli/pallet box/europal boites/europal ktn/europal	mq/pallet sqm/pallet m/pallet qm/pallet	kg/europal kg/europal kg/europal kg/europal
Fondo 15,3x31	9 mm	17	0,806	15	85	68,51	1295



# TAVELLONE

GRES PORCELLANATO  
 PORCELAIN STONEWARE  
 GRÈS CÉRAME  
 FEINSTEINZEUG



**COLORI • COLORS**  
 COULEURS • FARBEN



**FORMATI • SIZES**  
 FORMATS • FORMATE



15,3x31 6"x12"

TAVELLONE VECCHIA FIRENZE



# TAVELLONE TERRE D'UMBRIA




**TVN002/27** 91 ■  
Terre d'Umbria IN R9  
15,3x31 6"x12"



**TVN012/27** 91 ■  
Terre d'Umbria OUT R11  
15,3x31 6"x12"



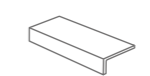
TAVELLONE TERRE D'UMBRIA 15,3x31



**PEZZI SPECIALI**  
TRIMS



Battiscopa 7,5x31 47 ■  
**TVN022/04** Terre d'Umbria 46 ■



Terminale a Elle Monolitico OUT R11 15x4x30 60 ■  
**801368/16** Terre d'Umbria 8 ■

**\* É OBBLIGATORIO** posare il Terminale a Elle Monolitico SFALSATO essendo di dimensione diversa rispetto alle piastrelle  
It is MANDATORY to lay Terminale a Elle Monolitico STAGGERED (not following same joint) due to the difference in dimension between tiles and special pieces



# TAVELLONE VECCHIA FIRENZE



160

**TVN001/27** 91 ■  
 Vecchia Firenze IN R9  
 15,3x31 6"x12"



160

**TVN011/27** 91 ■  
 Vecchia Firenze OUT R11  
 15,3x31 6"x12"

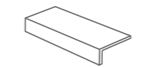


TAVELLONE VECCHIA FIRENZE 15,3x31

**PEZZI SPECIALI**  
 TRIMS



**Battiscopa 7,5x31** 47 ■  
**801365/04** Vecchia Firenze 46 ■



**Terminale a Elle Monolitico OUT R11 15x4x30** 60 ■  
**801367/16** Vecchia Firenze 8 ■

**\* É OBBLIGATORIO** posare il Terminale a Elle Monolitico SFALSATO essendo di dimensione diversa rispetto alle piastrelle  
 It is MANDATORY to lay Terminale a Elle Monolitico STAGGERED (not following same joint) due to the difference in dimension between tiles and special pieces

PESI E MISURE / WEIGHT AND SIZES / POIDS ET MESURES / GEWICHTE UND VERPACKUNGEN							
dimensioni sizes dimensions abmessungen	spessore thickness épaisseur stärke	pz/collo pcs/box pc/boite stk/ktn	mq/collo sqm/box m/boite qm/ktn	kg/collo kg/box kg/boite kg/ktn	colli/pallet box/europal boites/europal ktn/europal	mq/pallet sqm/pallet m/pallet qm/pallet	kg/europal kg/europal kg/europal kg/europal
Fondo IN 15,3x31	9 mm	17	0,806	14	85	68,51	1210
Fondo OUT 15,3x31	9 mm	17	0,806	15	85	68,51	1295



# STONE MIX

GRES PORCELLANATO  
PORCELAIN STONEWARE  
GRÈS CÉRAMÉ  
FEINSTEINZEUG



STONE MIX PIOMBO 31x62

**COLORI • COLORS**  
COULEURS • FARBEN



FANGO



PIOMBO

**FORMATI • SIZES**  
FORMATS • FORMATE



31x62 12"x24"



# STONE MIX FANGO



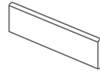
16

**STM001/25** 5

Stone Mix Fango **R11**

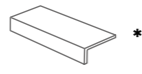
**31x62** 12"x24"

## PEZZI SPECIALI TRIMS



Battiscopa 7,2x62 22

**STM011/07** Fango 20



Terminale a Elle Monolitico  
OUT 15x4x30 60

**STM021/16** Fango 8

**\* É OBBLIGATORIO** posare il Terminale a Elle Monolitico **SFALSATO** essendo di dimensione diversa rispetto alle piastrelle  
It is **MANDATORY** to lay Terminale a Elle Monolitico **STAGGERED** (not following same joint) due to the difference in dimension between tiles and special pieces



# STONE MIX PIOMBO



16

**STM002/25** 5

Stone Mix Piombo **R11**

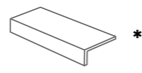
**31x62** 12"x24"

## PEZZI SPECIALI TRIMS



Battiscopa 7,2x62 22

**STM012/07** Piombo 20




Terminale a Elle Monolitico  
OUT 15x4x30 60

**STM022/16** Piombo 8

**\* É OBBLIGATORIO** posare il Terminale a Elle Monolitico **SFALSATO** essendo di dimensione diversa rispetto alle piastrelle  
It is **MANDATORY** to lay Terminale a Elle Monolitico **STAGGERED** (not following same joint) due to the difference in dimension between tiles and special pieces



STONE MIX FANGO 31x62



PESI E MISURE / WEIGHT AND SIZES / POIDS ET MESURES / GEWICHTE UND VERPACKUNGEN							
dimensioni sizes dimensions abmessungen	spessore thickness épaisseur stärke	pz/collo pcs/box pc/boite stk/ktn	mq/collo sqm/box m/boite qm/ktn	kg/collo kg/box kg/boite kg/ktn	coll/pallet box/europal boites/europal ktn/europal	mq/pallet sqm/pallet m/pallet qm/pallet	kg/europal kg/europal kg/europal kg/europal
Fondo 31x62	9 mm	7	1,35	22,80	60	81,00	1390



# ASPEN OUT

GRES PORCELLANATO  
PORCELAIN STONEWARE  
GRÈS CÉRAME  
FEINSTEINZEUG

V3
R11
DCOF ≥ 0.42
HD



ASPEN OUT BEIGE 31x62

**COLORI • COLORS**  
COULEURS • FARBEN



**FORMATI • SIZES**  
FORMATS • FORMATE



**31x62** 12"x24"



**31x31** 12"x12"



**15,3x31** 6"x12"



# ASPEN OUT BEIGE



**8TB338/30** 11 ■  
Aspen Beige OUT R11  
31x62 12"x24"




**303677/22** 42 ■  
Aspen Beige OUT R11  
31x31 12"x12"



**303679/25** 05 ■  
Aspen Beige OUT R11  
15,3x31 6"x12"



# ASPEN OUT GRIGIO



**8TB339/30** 11 ■  
Aspen Grigio OUT R11  
31x62 12"x24"



**303678/22** 42 ■  
Aspen Grigio OUT R11  
31x31 12"x12"



**303680/25** 05 ■  
Aspen Grigio OUT R11  
15,3x31 6"x12"



## PEZZI SPECIALI TRIMS

Battiscopa 7,2x62 22 ■	★ Gradino Frontale 31x62 134 ■	★ Gradino Angolare DX 31x62 68 ■	★ Gradino Angolare SX 31x62 68 ■	Terminale a Elle Monolitico OUT R11 15x4x30 60 ■
<b>R03530/7</b> Beige 20	<b>R03536/101</b> Beige 1	<b>R03541/157</b> Beige 1	<b>R04396/157</b> Beige 1	<b>R04347/16</b> Beige 8
<b>R03533/7</b> Grigio 20	<b>R03535/101</b> Grigio 1	<b>R03540/157</b> Grigio 1	<b>R04394/157</b> Grigio 1	<b>R04348/16</b> Grigio 8

★ Disponibili solo su ordinazione  
Available on demand

\* É OBBLIGATORIO posare il Terminale a Elle Monolitico SFALSATO essendo di dimensione diversa rispetto alle piastrelle.  
It is MANDATORY to lay Terminale a Elle Monolitico STAGGERED (not following same joint) due to the difference in dimension between tiles and special pieces.

PESI E MISURE / WEIGHT AND SIZES / POIDS ET MESURES / GEWICHTE UND VERPACKUNGEN							
dimensioni sizes dimensions abmessungen	spessore thickness épaisseur stärke	pz/collo pcs/box pc/boite stk/ktn	mq/collo sqm/box m/boite qm/ktn	kg/collo kg/box kg/boite kg/ktn	colli/pallet box/europal boites/europal ktn/europal	mq/pallet sqm/pallet m/pallet qm/pallet	kg/europal kg/europal kg/europal kg/europal
Fondo 31x62	9 mm	7	1,35	22,60	60	81,00	1380
Fondo 31x31	8,5 mm	14	1,35	22,22	72	97,20	1620
Fondo 15,3x31	8,5 mm	17	0,806	13,17	85	68,51	1140




# EMOTION OUT

**GRES PORCELLANATO**  
PORCELAIN STONEWARE  
GRÈS CÉRAME  
FEINSTEINZEUG



EMOTION OUT TAUPE 31x31

**COLORI • COLORS**  
COULEURS • FARBEN



**FORMATI • SIZES**  
FORMATS • FORMATE



**31x31** 12"x12"



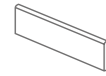
# EMOTION OUT TAUPE



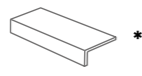
**EMT033/22** 42 ■  
 Emotion Taupe OUT R11  
 31x31 12"x12"

## PEZZI SPECIALI

TRIMS




Battiscopa 7,2x60 22 ■  
**EMT103/7** Taupe 20 ■



Terminale a Elle Monolitico  
 OUT R11 15x4x30 60 ■  
**R04260/16** Taupe 20 ■

\* É OBLIGATORIO posare il Terminale a Elle Monolitico SFALSATO essendo di dimensione diversa rispetto alle piastrelle  
 It is MANDATORY to lay Terminale a Elle Monolitico STAGGERED (not following same joint) due to the difference in dimension between tiles and special pieces



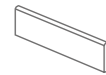
# EMOTION OUT GRIS



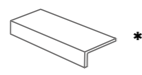
**EMT023/22** 42 ■  
 Emotion Gris OUT R11  
 31x31 12"x12"

## PEZZI SPECIALI

TRIMS



Battiscopa 7,2x60 22 ■  
**EMT102/7** Gris 20 ■



Terminale a Elle Monolitico  
 OUT R11 15x4x30 60 ■  
**R04259/16** Gris 20 ■

\* É OBLIGATORIO posare il Terminale a Elle Monolitico SFALSATO essendo di dimensione diversa rispetto alle piastrelle  
 It is MANDATORY to lay Terminale a Elle Monolitico STAGGERED (not following same joint) due to the difference in dimension between tiles and special pieces



## EMOTION OUT GRIS 31x31



PESI E MISURE / WEIGHT AND SIZES / POIDS ET MESURES / GEWICHTE UND VERPACKUNGEN							
dimensioni sizes dimensions abmessungen	spessore thickness épaisseur stärke	pz/collo pcs/box pc/boite stk/ktn	mq/collo sqm/box m/boite qm/ktn	kg/collo kg/box kg/boite kg/ktn	colli/pallet box/europal boites/europal ktn/europal	mq/pallet sqm/pallet m/pallet qm/pallet	kg/europal kg/europal kg/europal kg/europal
Fondo 31x31	8,5 mm	14	1,35	22,22	72	97,20	1620



# PIETRA DI VALS OUT

**GRES PORCELLANATO**  
 PORCELAIN STONEWARE  
 GRÈS CÉRAME  
 FEINSTEINZEUG



**COLORI • COLORS**  
 COULEURS • FARBEN



**FORMATI • SIZES**  
 FORMATS • FORMATE



**31x62** 12"x24"



**15,3x31,6**"x12"

MURO DI SIENA VALS 31x62

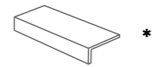


# PIETRA DI VALS MIX COLD



**303516/27** 91 ■  
 Vals Mix Cold R11  
 15,3x31 6"x12"

## PEZZI SPECIALI TRIMS



Terminale a Elle Monolitico  
 30x15x4 60 ■  
**801533/16** Vals Mix Cold 8 ■

**\* É OBBLIGATORIO** posare il Terminale a Elle Monolitico SFALSATO essendo di dimensione diversa rispetto alle piastrelle  
 It is MANDATORY to lay Terminale a Elle Monolitico STAGGERED (not following same joint) due to the difference in dimension between tiles and special pieces



# MURO DI SIENA VALS



**R04405/30** 11 ■  
 Muro di Siena Vals R11  
 31x62 12"x24"



VALS MIX COLD 15,3x31

**Per una posa ottimale si raccomanda l'utilizzo di distanziatori autolivellanti.**  
 For an optimum installation we recommend the use of self-leveling spacers.

PESI E MISURE / WEIGHT AND SIZES / POIDS ET MESURES / GEWICHTE UND VERPACKUNGEN							
dimensioni sizes dimensions abmessungen	spessore thickness épaisseur stärke	pz/collo pcs/box pc/boite stk/ktn	mq/collo sqm/box m/boite qm/ktn	kg/collo kg/box kg/boite kg/ktn	colli/pallet box/europal boites/europal ktn/europal	mq/pallet sqm/pallet m/pallet qm/pallet	kg/europal kg/europal kg/europal kg/europal
Fondo 31x62	9 mm	7	1,35	23,30	60	81,00	1425
Fondo 15,3x31	9 mm	17	0,806	15,00	85	68,51	1295



# SALE E PEPE • ROCCIA

GRES FINE PORCELLANATO A TUTTA MASSA  
FULL BODY PORCELAIN STONEWARE  
GRÈS CÉRAME FIN PLEINE MASSE  
FEINSTEINZEUG




**FORMATI • SIZES**  
FORMATS • FORMATE



**30,5x30,5** 12"x12"

**COLORI • COLORS**  
COULEURS • FARBEN



**COLORI • COLORS**  
COULEURS • FARBEN



SALE E PEPE BEIGE 30,5x30,5



## SALE E PEPE

SPESSORE THICKNESS 7 mm 1/4"



**301504/15** 39 ■  
Sale e Pepe Brown  
30,5x30,5 12"x12"



**301503/14** 38 ■  
Sale e Pepe Beige  
30,5x30,5 12"x12"



**301505/14** 38 ■  
Sale e Pepe Silver  
30,5x30,5 12"x12"



**301502/15** 39 ■  
Sale e Pepe Graphite  
30,5x30,5 12"x12"

R9

SPESSORE THICKNESS 12 mm 1/2"



**303422/26** 65 ■  
Sale e Pepe Beige  
30,5x30,5 12"x12"

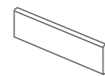


**303423/27** 91 ■  
Sale e Pepe Silver  
30,5x30,5 12"x12"



**303424/30** 12 ■  
Sale e Pepe Graphite  
30,5x30,5 12"x12"


R9

PEZZI SPECIALI  
TRIMS

**Battiscopa/4** 47 ■  
7,5x30,5 46 ■

## PESI E MISURE / WEIGHT AND SIZES / POIDS ET MESURES / GEWICHTE UND VERPACKUNGEN

dimensioni sizes dimensions abmessungen	spessore thickness épaisseur stärke	pz/collo pcs/box pc/boite stk/ktn	mq/collo sqm/box m/boite qm/ktn	kg/collo kg/box kg/boite kg/ktn	colli/pallet box/europal boites/europal ktn/europal	mq/pallet sqm/pallet m/pallet qm/pallet	kg/europal kg/europal kg/europal kg/europal
Fondo 30,5x30,5	7 mm	15	1,39	20,52	48	66,72	1370
Fondo 30,5x30,5	12 mm	9	0,84	21,10	72	60,48	1545



ROCCIA SILVER 30,5x30,5

## ROCCIA


SPESSORE THICKNESS 8,5 mm 3/8"



**301762/17** 52 ■  
Roccia Beige  
30,5x30,5 12"x12"



**301742/17** 52 ■  
Roccia Silver  
30,5x30,5 12"x12"



**301763/18** 41 ■  
Roccia Graphite  
30,5x30,5 12"x12"

R10

## PESI E MISURE / WEIGHT AND SIZES / POIDS ET MESURES / GEWICHTE UND VERPACKUNGEN

dimensioni sizes dimensions abmessungen	spessore thickness épaisseur stärke	pz/collo pcs/box pc/boite stk/ktn	mq/collo sqm/box m/boite qm/ktn	kg/collo kg/box kg/boite kg/ktn	colli/pallet box/europal boites/europal ktn/europal	mq/pallet sqm/pallet m/pallet qm/pallet	kg/europal kg/europal kg/europal kg/europal
Fondo 30,5x30,5	8,5 mm	13	1,21	20,52	72	87,12	1500






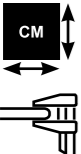








# CARATTERISTICHE TECNICHE • TECHNICAL FEATURES

## CARACTÉRISTIQUES TECHNIQUES • TECHNISCHE MERKMALE

La scheda tecnica dettagliata di ogni serie è disponibile sul sito [www.dadoceramica.it](http://www.dadoceramica.it)  
 Technical data sheet of each collection is available for download on [www.dadoceramica.it](http://www.dadoceramica.it)

### GRES PORCELLANATO • PORCELAIN STONEWARE • GRÈS CÉRAME • FEINSTEINZEUG















#### UNI EN 14411 BIA ALLEGATO G (ISO 13006)

Caratteristica tecnica Technical feature Caractéristique technique Technische Eigenschaft	Norma Norm Norme Norm	Valore richiesto dalle norme Required standards Valeur prescrite par les normes Normvorgabe	Pavimenti Floors Sols Böden		
 <b>Assorbimento d'acqua</b> Water absorption Absorption d'eau Wasseraufnahme	UNI EN ISO 10545-3	≤ 0,5%	≤ 0,5%		
 <b>Resistenza alla flessione</b> Bending strength Résistance à la flexion Biegefestigkeit	UNI EN ISO 10545-4	≥ 35 N/mm <sup>2</sup>	<b>Conforme</b> Corresponding Conforme Entsprechend		
 <b>Resistenza al gelo</b> Resistance to frost Résistance aux gel Frostbeständigkeit	UNI EN ISO 10545-12	<b>Nessuna alterazione</b> No alteration Aucune alteration Keine Veränderung	<b>Non gelivo</b> Frost-proof Non gélifs Frostsicher		
 <b>Caratteristiche di regolarità</b> Regularity characteristics Caractéristiques de régularité Regelmäßigkeit	UNI EN ISO 10545-2	<b>Lunghezza e larghezza</b> / Lenght and width Longueur et largeur / Länge und breite	± 0,6% max		
		<b>Spessore</b> / Thickness Épaisseur / Stärke	± 5% max		
		<b>Rettilineità spigoli</b> / Straightness of sides Rectitude des arêtes / Kantengeradheit	± 0,5% max		
		<b>Ortogonalità</b> / Rectangularity Orthogonalité / Rechtwinkligkeit	± 0,6% max		
		<b>Planarità</b> / Lenght and width Planeite de surface / Ebenflächigkeit	± 0,5% max		
 <b>Qualità della superficie</b> Surface quality Qualités de la surface Oberflächenqualität	UNI EN ISO 10545-2	<b>Il 95 % min. delle piastrelle di prova deve essere esente da difetti visibili</b> Minimum 95% of the tested tiles must be free from visible defects 95% min. des carreaux de test ne doit pas contenir de défauts visibles Min. 95% der geprüften Fliesen dürfen keine sichtbaren Mängel aufweisen	<b>Conforme</b> Corresponding Conforme Entsprechend		
 <b>Resistenza ai prodotti chimici</b> Resistance to chemical products Résistance aux produits chimiques Widerstand gegen Chemikalien	UNI EN ISO 10545-13	<b>Minimo GB</b> Minimum GB Minimum GB Minimum GB	<b>Conforme</b> Corresponding Conforme Entsprechend		
 <b>Resistenza all'abrasione (metodo PEI)</b> Wear resistance (PEI test) Résistance à l'abrasion (méthode PEI) Widerstand gegen Abrieb (nach PEI)	UNI EN ISO 10545-7	<b>Come dichiarato</b> As stated Comme déclaré Wie angegeben	<b>Da 2 a 5 in base al colore</b> From 2 to 5, according to color De 2 à 5, selon couleur Von 2 zu 5, je nachdem farbfarber		
 <b>Resistenza alle macchie</b> Staining resistance Résistance aux taches Widerstand gegen Fleckenbildung	UNI EN ISO 10545-14	Min. 3	<b>Conforme</b> Corresponding Conforme Entsprechend		
 <b>Stabilità dei colori</b> Colours stability Stabilité des couleurs Farbbeständigkeit	DIN 51094	<b>Stabile</b>	<b>Nessuna Variazione</b>		
 <b>Durezza Superficie Mohs</b> Mohs surface hardness Dureté de la surface (échelle Mohs) Ritzhärte nach Mohs	UNI EN 101	<b>Come dichiarato</b> As stated Comme déclaré Wie angegeben	<b>Naturale</b> 6-8	<b>Lappato</b> 5	
 <b>Resistenza agli sbalzi termici</b> Thermal shock resistance Résistance aux écarts de température Temperaturwechselbeständigkeit	ISO 10545-9	<b>Metodo di prova disponibile</b> Test method available Méthode d'essai disponible Prüfverfahren verfügbar	Resiste Resistant		
 <b>Resistenza allo scivolamento</b> Slip resistance Résistance au glissement Rutschhemmende Eigenschaft	METODO B.C.R.A.	D.M.I. Giugno 1989 n. 236 (μ > 0,40)	> 0,4		
	DIN 51130	<b>In funzione dell'ambiente o della zona di lavoro</b> Basing on the environment or on the working area	R9	R10	R11

# CARATTERISTICHE TECNICHE • TECHNICAL FEATURES

## CARACTÉRISTIQUES TECHNIQUES • TECHNISCHE MERKMALE

La fiche technique complète de chaque produit est disponible sur [www.dadoceramica.it](http://www.dadoceramica.it)  
 Das detaillierte technische Datenblatt finden Sie auf [www.dadoceramica.it](http://www.dadoceramica.it)

			<b>OUTDOOR</b>		
Caratteristica tecnica Technical feature Caractéristique technique Technische Eigenschaft	Norma Norm Norme Norm	Valore richiesto dalle norme Required standards Valeur prescrite par les normes Normvorgabe	 <b>17MM</b> <sup>11/16"</sup>	 <b>20MM</b> <sup>3/4"</sup>	 <b>30MM</b> <sup>1 1/4"</sup>
 <b>Assorbimento d'acqua</b> Water absorption Absorption d'eau Wasseraufnahme	UNI EN ISO 10545-3	≤ 0,5%	<b>Conforme</b> Corresponding Conforme Entsprechend	<b>Conforme</b> Corresponding Conforme Entsprechend	<b>Conforme</b> Corresponding Conforme Entsprechend
 <b>Resistenza alla flessione</b> Flexion Resistance Résistance à la flexion Biegefestigkeit	UNI EN ISO 10545-4	S ≥ 700 N (< 7,5 mm) S ≥ 1300 N (> 7,5 mm) R ≥ 35 N/mm <sup>2</sup>	<b>Conforme</b> Corresponding Conforme Entsprechend	<b>Conforme</b> Corresponding Conforme Entsprechend	<b>Conforme</b> Corresponding Conforme Entsprechend
 <b>Resistenza al gelo</b> Resistance to frost Résistance aux gel Frostbeständigkeit	UNI EN ISO 10545-12	<b>Test superato secondo UNI EN ISO 10545 - 1</b> Pass to according to UNI EN ISO 10545 - 1 Test passé conformément à la UNI EN ISO 10545 - 1 Test bestanden nach UNI EN ISO 10545-1	<b>Nessun danno</b> No damage Aucun dommage Keinen Schaden	<b>Nessun danno</b> No damage Aucun dommage Keinen Schaden	<b>Nessun danno</b> No damage Aucun dommage Keinen Schaden
 <b>Caratteristiche dimensionali</b> Dimensional features Caractéristiques dimensionnelles Abmessungen	UNI EN ISO 10545-2	<b>Lunghezza e larghezza</b> / Lenght and width Longueur et largeur / Länge und breite	± 0,6% max ± 2 mm		
		<b>Spessore</b> / Thickness Épaisseur / Stärke	± 5% max ± 0,5 mm		
		<b>Rettilineità spigoli</b> / Straightness of sides Rectitude des arêtes / Kantengeradheit	± 0,5% max ± 1,5 mm		
		<b>Ortogonalità</b> / Rectangularity Orthogonalité / Rechtwinkligkeit	± 0,5% max ± 2 mm		
		<b>Planarità</b> / Lenght and width Planeite de surface / Ebenflächigkeit	± 0,5% max ± 2 mm		
 <b>Resistenza alle macchie</b> Staining resistance Résistance aux taches Widerstand gegen Fleckenbildung	UNI EN ISO 10545-14	Min. 3	<b>Conforme</b> Corresponding Conforme Entsprechend	<b>Conforme</b> Corresponding Conforme Entsprechend	<b>Conforme</b> Corresponding Conforme Entsprechend
 <b>Resistenza ai prodotti chimici</b> Resistance to chemical products Résistance aux produits chimiques Widerstand gegen Chemikalien	UNI EN ISO 10545-13	<b>Non devono presentare apprezzabili segni d'attacco chimico</b> They must not show relevant signs of chemical attacks Ils ne doivent présenter aucun signe remarquable d'attaque chimique Sie dürfen keine nennenswerten Anzeichen chemischer Ätzung aufweisen	<b>Conforme</b> Corresponding Conforme Entsprechend	<b>Conforme</b> Corresponding Conforme Entsprechend	<b>Conforme</b> Corresponding Conforme Entsprechend
 <b>Stabilità dei colori</b> Colours stability Stabilité des couleurs Farbbeständigkeit	DIN 51094	<b>Nessuna variazione</b> No variation Pas de variation Keine Aenderungen	<b>Conforme</b> Corresponding Conforme Entsprechend	<b>Conforme</b> Corresponding Conforme Entsprechend	<b>Conforme</b> Corresponding Conforme Entsprechend
 <b>Durezza Superficie Mohs</b> Mohs surface hardness Dureté de la surface (échelle Mohs) Ritzhärte nach Mohs	UNI EN 101	≥ 5	<b>Conforme</b> Corresponding Conforme Entsprechend	<b>Conforme</b> Corresponding Conforme Entsprechend	<b>Conforme</b> Corresponding Conforme Entsprechend
 <b>Resistenza agli sbalzi termici</b> Thermal shock resistance Résistance aux écarts de température Temperaturwechselbeständigkeit	UNI EN ISO 10545-9	<b>Test superato secondo UNI EN ISO 10545 - 1</b> Pass to according to UNI EN ISO 10545 - 1 Test passé conformément à la UNI EN ISO 10545 - 1 Test bestanden nach UNI EN ISO 10545-1	<b>Conforme</b> Corresponding Conforme Entsprechend	<b>Conforme</b> Corresponding Conforme Entsprechend	<b>Conforme</b> Corresponding Conforme Entsprechend
 <b>Resistenza allo scivolamento</b> Skid resistance Résistance au glissement Rutschhemmende Eigenschaft	METODO B.C.R.A.	DM. 236/89 BCRA	> 0,4	> 0,4	> 0,4
	DIN 51130	-	R11	R11	R11
	DIN 51097	-	A+B+C	A+B+C	A+B+C
	METODO ANSI A 137.1	WET DCOF ≥ 0,42	≥ 0,42	> 0,42	> 0,42
 <b>Qualità della superficie</b> Quality of the surface Qualité de surface Oberflaechequalitaet	UNI EN ISO 10545-2	<b>Il 95% dei prodotti è esente da difetti visibili</b> 95% of the products are free of visible defects 95% des produits sont exempts de défauts visibles 95% der Produkten sind ohne sichtbare Beschädigungen	<b>Conforme</b> Corresponding Conforme Entsprechend	<b>Conforme</b> Corresponding Conforme Entsprechend	<b>Conforme</b> Corresponding Conforme Entsprechend



## CARATTERISTICHE TECNICHE • TECHNICAL FEATURES CARACTÉRISTIQUES TECHNIQUES • TECHNISCHE MERKMALE

**BICOTTURA ATOMIZZATA • ATOMIZED DOUBLE-FIRED WALL TILE**

REVÊTEMENT ATOMISÉ EN BICUISSON ATOMISIERTES • ZWEIBRANDVERFAHREN

**UNI EN 14411 BIII ALLEGATO L (ISO 13006)**

Caratteristica tecnica Technical feature Caractéristique technique Technische eigenschaft	Norma Norms Norme Norme	Valore richiesto dalle norme Required standards Valeur prescrite par les normes Normvorgabe	Rivestimenti Wall Revêtement mural Beschichtungen
<b>Caratteristiche di regolarità</b> Regularity characteristics Caractéristiques de régularité Regelmäßigkeit	UNI EN ISO 10545-2	<b>Lunghezza e larghezza / Lenght and width</b> Longuer et largeur / Länge und breite	± 0,5%
		<b>Spessore / Thickness</b> Epaisseur / Stärke	± 10%
		<b>Ortogonalità / Rectangularity</b> Orthogonalité / Rechtwinkligkeit	± 0,50%
		<b>Planarità / Lenght and width</b> Longuer et largeur / Ebenflächigkeit	- 0,30% + 0,50%
<b>Assorbimento d'acqua</b> Water absorption Absorption d'eau Wasseraufnahme	UNI EN ISO 10545-3	> 10	15%
<b>Resistenza alla flessione</b> Bending strength Résistance à la flexion Biegefestigkeit	UNI EN ISO 10545-4	≤ 7,5 mm > 7,5 mm	15 N/mm <sup>2</sup> 12 N/mm <sup>2</sup>
<b>Coefficiente espansione termica lineare</b> Thermal expansion coefficient Coefficient de dilatation linéaire Koeffizient der linearen thermischen Dehnung	UNI EN ISO 10545-8		<b>Conforme</b> Corresponding Conforme Entsprechend
<b>Resistenza al cavillo</b> Crazing resistance Résistance au tressillage Haarißbeständigkeit	UNI EN ISO 10545-11	<b>Richiesta</b> Requested Demandée Gefragt	<b>Conforme</b> Corresponding Conforme Entsprechend
<b>Resistenza agli sbalzi termici</b> Thermal shock resistance Resistance aux écarts de température Temperaturwechselbeständigkeit	UNI EN ISO 10545-9		<b>Conforme</b> Corresponding Conforme Entsprechend
<b>Resistenza agli acidi</b> Chemical resistance Résistance à l'attaque chimique Beständigkeit gegen Chemikalien	UNI EN ISO 10545-13		<b>Conforme</b> Corresponding Conforme Entsprechend
<b>Resistenza alle macchie</b> Staining resistance Resistance aux taches Widerstand gegen fleckenbildung	UNI EN ISO 10545-14	<b>Classe 3</b> Class 3 Classe 3 Klasse 3	<b>Conforme</b> Corresponding Conforme Entsprechend

## CONSIGLI DI POSA, PULIZIA E MANUTENZIONE • ADVICE FOR INSTALLATION AND CLEANING CONSEILS DE POSE, DE NETTOYAGE ET D'ENTRETIEN • RATSCHLÄGE FÜR DIE VERLEGUNG, REINIGUNG UND WARTUNG

### Consigli di posa

### ITA

**Non si accettano reclami relativi a materiale già posato.**

Per una posa eseguita a regola d'arte è richiesta, in generale, l'osservanza dei seguenti criteri:

1. Resistenze adeguate del sottofondo;
2. Rispetto dei tempi di maturazione del massetto;
3. Posa in ambienti di sole civili abitazioni.

Applicazioni diverse dovranno essere sottoposte a verifica di **Dado Ceramica S.r.l.**;

4. Rispetto degli eventuali giunti strutturali presenti;
5. Realizzazione di giunto elastico perimetrale, per ogni elemento in elevazione, con limitazione delle superfici continue a non oltre 50-60 m (25-30 m in presenza di grandi vetrate);
6. Utilizzo di opportuno adesivo di classe C2 (per interno) o C2E (per esterno) secondo EN 12004, utilizzando la tecnica della doppia spalmatura;
7. Utilizzo di idoneo stucco avendo cura di effettuare prove preventive di pulibilità in caso di stuccature a contrasto;
8. All'atto della posa prelevare piastrelle alternativamente da diverse scatole;
9. Controllare, prima della posa, tonalità, calibro e scelta.

Il prodotto rettificato consente anche di ottenere una superficie in cui la giunzione fra una lastra e l'altra è appena percettibile (minimo 2/3 mm).

Nell'utilizzo del prodotto naturale si consiglia una fuga di 4/5 mm tra una lastra e l'altra.

### Conseils de pose

### FRA

**Aucune réclamation portant sur des matériaux déjà posés ne sera acceptée.** Pour une pose dans les règles de l'art, il convient d'une manière générale de respecter les conditions suivantes:

1. Résistance adaptée de la sous-couche;
2. Respect des temps de maturation de la chape;
3. Pose uniquement dans des habitations civiles. Toute autre application sera soumise au contrôle de **Dado Ceramica S.r.l.**;
4. Respect des éventuels joints structurels présents;
5. Réalisation d'un joint élastique périphérique, pour chaque élément surélevé, avec limitation des surfaces continues à un maximum de 50-60 m (25-30 m en présence de grandes baies vitrées);
6. Utilisation d'une colle adaptée de classe C2 (pour intérieur) ou C2E (pour extérieur) conformément à la norme EN 12004, en utilisant la technique du double encollage;
7. Utilisation d'un ciment-joint adapté en prenant soin de vérifier préalablement qu'il peut être nettoyé en cas de joints en contraste;
8. Lors de la pose, prélever les carreaux en alternant entre différents paquets;
9. Avant de procéder à la pose, contrôler la teinte, le calibre et l'aspect du carreau.

Le produit rectifié permet également d'obtenir une surface où la jonction entre une dalle et l'autre est à peine perceptible (2/3 mm minimum).

Lors de l'utilisation du produit avec surface naturelle, il est conseillé de respecter un joint de 4/5 mm entre chaque dalle.

### Advice for intallation

### ENG

**We cannot accept complaints made after the material has been installed.** To achieve a state-of-the-art installation the following criteria must be observed:

1. Adequate sub-base resistance;
2. Respect of the slab setting times;
3. Installation in residential environments only. Any different applications must be examined by **Dado Ceramica S.r.l.**;
4. Respect of any existing structural joints;
5. Realization of expansion joint for the perimeter, for all raised elements, with limitation of continuous surfaces to no more than 50-60 sqm (25-30 sqm in areas containing large window/glass installations or when used externally);
6. The use of a suitable C2 (for interior use) or C2E (for external use) adhesive according to EN12004, applied with the double spread coating technique;
7. The use of a suitable grout, checked and tested first, in the case of contrasting grout, and tested in a small area to verify that it can be effectively cleaned away;
8. During laying, pick tiles alternately from different boxes;
9. Check that the calibre, shade and sorting grade are correct before installing.

Rectified products also enable to obtain surfaces where joints are hardly perceptible (minimum 2/3 mm).

For the natural finish, a joint of 4/5 mm is recommended between one slab and the next.

### VERLEGEHINWEISE

### DE

**Es werden keine Reklamationen bezüglich von bereits verlegtem Material akzeptiert.** Um nach allen Regeln der Kunst zu verlegen, müssen allgemein folgende Kriterien eingehalten werden:

1. Angemessene Widerstandsfähigkeit des Untergrunds;
2. Einhaltung der Reifungszeiten des Estrichs;
3. Verlegung in ausschließlich aus Zivilwohnungen bestehenden Umgebungen. Andere Anwendungsarten müssen von **Dado Ceramica S.r.l.** überprüft werden;
4. Einhaltung eventuell vorhandener Bauwerksfugen;
5. Errichtung einer Dehnungsrandfuge für jedes erhöhte Element mit Beschränkung der durchgehenden Flächen auf maximal 50-60 m (25-30 m, falls große Glasflächen vorhanden sind);
6. Verwendung eines geeigneten Klebers der Klasse C2 (für den Innenbereich) oder C2E (für den Außenbereich) nach EN 12004 unter Anwendung der Technik des zweifachen Kleberaufstrichs;
7. Verwendung eines geeigneten Fugenmittels, wobei man im Fall von kontrastierenden Fugen zuvor Reinigungstests durchführen sollte;
8. Bei der Verlegung die Fliesen abwechselnd aus verschiedenen Schachteln verwenden;
9. Vor dem Verlegen den Farbton, die Größenklasse und die Wahl kontrollieren.

Mit dem geschliffenen Produkt kann man auch eine Fläche mit einer kaum wahrnehmbaren Fuge zwischen den einzelnen Platten erzielen (mindestens 2-3 mm). Bei Verwendung des naturbelassenen Produkts wird empfohlen, eine 4-5 mm breite Fuge zwischen den einzelnen Platten einzuhalten.



**CONSIGLI DI POSA, PULIZIA E MANUTENZIONE** • ADVICE FOR INSTALLATION AND CLEANING  
 CONSEILS DE POSE, DE NETTOYAGE ET D'ENTRETIEN • RATSCHLÄGE FÜR DIE VERLEGUNG, REINIGUNG  
 UND WARTUNG

## Lavaggio-protezione e manutenzione del gres porcellanato

ITA

### 1. Lavaggio dopo posa

Il lavaggio dopo posa è un una fase di fondamentale importanza per tutti gli interventi successivi e per la manutenzione.

Con il lavaggio acido dopo posa si eliminano i residui di posa e il normale sporco di cantiere come: malta, colla, pittura, sporco da cantiere di varia natura... È bene sapere che oltre il 90% delle contestazioni in cantiere è dovuto ad un cattivo, o addirittura inesistente, lavaggio con detergente acido dopo posa.

Per questa operazione **Fila** propone **Deterdek**, detergente disincrostante acido che non sviluppa fumi nocivi e non aggredisce le fughe. Rimuove lo sporco da cantiere - malta, stucco, incrostazioni di varia natura. **Fila Deterdek** unisce all'azione disincrostante anche una efficace azione pulente. La pulizia di fine cantiere si esegue a completa stagionatura dello stucco cementizio (almeno 36-48 ore), attenendosi scrupolosamente ai consigli di seguito riportati:

- Utilizzare Fila Deterdek diluito 1:5 (1 litro di Detredek in 5 di acqua possibilmente calda)
- Spazzare bene il pavimento quindi distribuire uniformemente la soluzione di **Detredek** diluito, utilizzando un normale spazzettone, mop-lavapavimenti (mocio) o uno straccio ruvido per ambienti residenziali oppure frizionando con monospazzola dotata di dischi con tampone di colore verde per grandi superfici;
- Lasciare agire per qualche minuto, in funzione dell'intensità dello sporco;
- Intervenire energicamente con spugna abrasiva tipo verde oppure con spazzolone con setole in nylon o nel caso di grandi superfici con monospazzola munita di disco verde e aspira liquidi.
- Raccogliere il residuo con stracci oppure con aspiraliquidi.

**Resa: 1 litro/40 m<sup>2</sup> – diluizione 1:5.**

Per rimuovere i residui di stucco epossidico consigliamo di utilizzare lo specifico detergente **Fila CR10**.

Prima di eseguire la pulizia con il Fila CR10 attendere i tempi di messa in esercizio del fugante utilizzato, attenendosi scrupolosamente ai consigli di seguito riportati:

- Stendere direttamente sulla superficie da pulire con una pennellessa, coprendo perfettamente tutti i residui di stucco;
- Lasciare agire per circa 30 minuti;
- Strofinare con spugna abrasiva o eventualmente spatola sui residui più consistenti. Per l'applicazione a pavimento è possibile intervenire con monospazzola utilizzando il disco più opportuno;
- Risciacquare con cura.
- Nel caso di residui più tenaci ripetere l'applicazione seguendo le stesse modalità e lasciando agire più a lungo il prodotto.

### 2. Protezione tipo levigato

Con la protezione si:

- Impermeabilizza la superficie, rendendola antimacchia
- Impermeabilizza le fughe, rendendole antimacchia
- Facilita la manutenzione ordinaria

La migliore protezione si realizza con **Fila MP/90**, un protettivo liquido antimacchia che penetra in profondità proteggendo il pavimento senza generare pellicole superficiali, per questo motivo **Fila MP/90** non altera il colore della superficie e la sua efficacia rimane inalterata per diversi anni.

- Stendere puro a pavimento asciutto e pulito (almeno 4 ore dopo il lavaggio), applicarlo con pennellessa, rullo o straccio avendo cura di distribuirlo in modo omogeneo su tutta la superficie comprese le fughe.
- A pavimento asciutto (dopo circa 4-8 ore) togliere la parte in eccesso che si è seccata ed è rimasta in superficie, con straccio di cotone pulito e asciutto, lucidatrice o monospazzola con disco beige. I residui tenaci si possono rimuovere utilizzando un panno pulito imbevuto di **Fila MP/90**.

**Resa: 1 litro/30 m<sup>2</sup> circa.**

### 3. Protezione tipo lappato

Con la protezione si:

- Impermeabilizza la superficie, rendendola antispurco
- Ridona lucentezza superficiale
- Facilita la manutenzione ordinaria

La migliore protezione si realizza con **Fila PD15**, un protettivo liquido antispurco che penetra in profondità proteggendo il pavimento senza generare pellicole superficiali, per questo motivo **Fila PD15** non altera il colore della superficie e la sua efficacia rimane inalterata nel tempo e resiste agli agenti chimici.

- Stendere il prodotto puro a pavimento perfettamente asciutto e pulito (almeno 4-8 ore dopo il lavaggio), applicarlo con pennellessa o straccio avendo cura di distribuirlo in modo omogeneo su tutta la superficie comprese le fughe.
- Massaggiare accuratamente il prodotto in fase di stesura in modo da farlo penetrare bene e di eliminare completamente i residui di prodotto dalla superficie.
- Entro 10 minuti dall'applicazione di **Fila PD15** bisogna togliere la parte in eccesso che si eventualmente è rimasta in superficie, con straccio di cotone pulito e asciutto o della semplice carta tipo scottex.

**Resa: 1 litro/70 m<sup>2</sup> circa.**

### 4. Protezione tipo naturale-strutturato

Nel caso di superfici rustiche lo sporco si deposita negli interstizi del materiale, rendendo difficile la manutenzione.

In questo caso, per pavimentazioni interne ed esterne si consiglia di utilizzare **Fila STOP DIRT** che protegge il pavimento dallo sporco rendendo più facile la manutenzione ordinaria. Il protettivo **Fila STOP DIRT** protegge il pavimento senza creare pellicole superficiali, non altera il colore della superficie e non modifica l'originale grado di scivolosità (prove eseguite secondo i metodi B.C.R.A. e ASTM C 1028-2007).

- Stendere il prodotto puro a pavimento perfettamente asciutto e pulito (almeno 4-8 ore dopo il lavaggio), applicarlo con pennellessa o straccio avendo cura di distribuirlo in modo omogeneo su tutta la superficie comprese le fughe.
- Massaggiare accuratamente il prodotto in fase di stesura in modo da farlo penetrare bene e di eliminare completamente i residui di prodotto dalla superficie.
- Entro 10 minuti dall'applicazione di **Fila STOP DIRT** bisogna togliere la parte in eccesso che si eventualmente è rimasta in superficie, con straccio di cotone pulito e asciutto o della semplice carta tipo scottex.

### 5. Manutenzione per tutte le superfici

**Per la pulizia di tutti i giorni**

**FilaCleaner** detergente neutro a basso residuo.

Si diluisce a seconda dello sporco. Ad elevate diluizioni non necessita di risciacquo. Non lascia, sulla superficie lavata, residui cerosi o silicici in quanto ne è privo.

Si può usare anche con macchine lavasciuga.

**Resa: 2.000 m<sup>2</sup> con 1 litro - diluizione 1:200.**

**Per sporchi più intensi e per togliere le macchie**

**Fila PS/87** detergente sgrassante e smacchiatore.

Un prodotto, tante funzioni: detergente, sgrassante, decerante e smacchiatore.

Basta scegliere la diluizione giusta per ottenere l'effetto desiderato.

- Diluito 1:10 in acqua, per rimuovere sporchi intensi
- Puro, lasciandolo agire per circa 20-40 minuti per rimuovere le macchie e residui di stucco epossidico.

FILA Industria Chimica Spa  
 Via Garibaldi, 58 35018 San Martino di Lupatari Padova ITALY  
 T +39 049 94 67 300 F +39 049 94 60 753  
 www.filasolutions.com info@filasolutions.com



**CONSIGLI DI POSA, PULIZIA E MANUTENZIONE** • ADVICE FOR INSTALLATION AND CLEANING  
 CONSEILS DE POSE, DE NETTOYAGE ET D'ENTRETIEN • RATSCHLÄGE FÜR DIE VERLEGUNG, REINIGUNG  
 UND WARTUNG

## Washing-protection and maintenance of porcelain tiles

ENG

### 1. Washing after laying

Washing after laying is a fundamentally important stage for any subsequent treatment and for maintenance.

Acid washing after laying removes laying residues and normal building site dirt, such as: grout, glue, paint, different kinds of building site dirt. It is a good thing to know that over 90% of site complaints are due to poor, or even inexistent, washing with acid detergent after laying.

For this operation, Fila suggests **Deterdek**, the acid-based descaling detergent that does not emit harmful fumes and does not harm the grouting. It removes building-site dirt - grout, plaster, different kinds of encrusted dirt.

**Fila Deterdek** combines descaling with effective cleaning.

The site must be cleaned on completion, when the concrete grouting is completely dry (at least 36-48 hours), closely following the instructions given below:

- Use **Fila Deterdek** diluted 1:5 (1 litre of Deterdek in 5 of water, preferably hot)
- Brush the floor thoroughly, then evenly apply the solution of diluted **Deterdek** using a normal flat brush, floor mop or a rough household floor cloth or rubbing with a single-brush machine, fitted with discs with green buffer for large surfaces;
- Leave for a few minutes, depending on how dirty the surface is;
- Rub hard with a green abrasive sponge or flat brush with nylon bristles or, for large areas, a single-brush machine fitted with green disc and liquid vacuum cleaner;
- Remove residues with cloths or a liquid vacuum cleaner.

**Coverage: 1 litre/40 m<sup>2</sup> – dilution 1:5**

To remove residues of epoxy grouting we recommend using the specific **Fila CR10** detergent.

Before cleaning with **Fila CR10** wait until the grouting product applied is ready for use, closely following the instructions given below:

- Apply directly to the surface to be cleaned using a large flat paintbrush, perfectly covering all residues of plaster.
- Leave for about 30 minutes
- Rub with an abrasive sponge or even a spatula to remove larger residues. A single-brush machine fitted with the most appropriate disc can be used for floors
- Rinse thoroughly
- For more stubborn residues, repeat the same procedure, leaving the product to work for longer.

### 2. Polished protection

Protection:

- Waterproofs the surface, making it stain proof
- Waterproofs grouting, making it stain proof
- Makes ordinary maintenance easier

The best protection is offered by **Fila MP/90**, a stain-proofing liquid protector that penetrates deep down. **Fila MP/90** protects the floor without forming a surface film and therefore does not alter the surface colour and its effectiveness remains unaltered for several years.

- On a clean dry floor and at least 4 hours after washing, apply undiluted with a flat paintbrush, roller or cloth, taking care to spread evenly over the entire surface, including the grouting.
- When dry (after about 4-8 hours), remove any dried excess from the surface with a clean dry cotton cloth, machine polisher or single-brush machine with beige disc. Stubborn residues can be removed with a clean cloth soaked in **Fila MP/90**.

**Coverage: 1 litre/30 m<sup>2</sup> approx.**

### 3. Lappato protection

Protection:

- Waterproofs the surface, making it dirt proof
- Restores surface sheen
- Makes ordinary maintenance easier

The best protection is offered by **Fila PD15**, a dirt-proofing liquid protector that penetrates deep down. **Fila PD15** protects the floor without forming a surface film and therefore does not alter the surface colour and its effectiveness remains unaltered over time and resists chemical agents.

- On a perfectly clean dry floor and at least 4-8 hours after washing, apply undiluted with a flat paintbrush or cloth, taking care to spread evenly over the entire surface, including the grouting.
- Rub thoroughly when applying to make the product penetrate well and completely remove product residues from the surface.
- 10 minutes after applying, any excess residues of **Fila PD15** must be removed from the surface, with a clean dry cotton cloth or simple kitchen roll.

**Coverage: 1 litre/70 m<sup>2</sup> approx.**

### 4. Natural-textured protection

Dirt gets stuck in the uneven surface of rough-finish floors, making maintenance difficult.

In this case, we recommend using **Fila STOP DIRT** for indoor and outdoor floors and paving. It protects the surface from dirt and makes everyday cleaning easier.

**Fila STOP DIRT** protects the floor or paving without forming a surface film and does not alter the surface colour or the original skid resistance of the material (tests carried out using B.C.R.A. and ASTM C 1028-2007 methods).

- On a perfectly clean dry floor and at least 4-8 hours after washing, apply undiluted with a flat paintbrush or cloth, taking care to spread evenly over the entire surface, including the grouting.
- Rub thoroughly when applying to make the product penetrate well and completely remove product residues from the surface.
- 10 minutes after applying, any excess residues of **Fila STOP DIRT** must be removed from the surface, with a clean dry cotton cloth or simple kitchen roll.

### 5. Maintenance for all surfaces

**For everyday cleaning**

**FilaCleaner** low-residue neutral detergent.

Dilute depending on the dirt. When highly diluted it does not need rinsing.

It does not leave waxy or silicon residues on the washed surface as it does not contain them.

It can also be used with washing and drying machines.

**Coverage: 2,000 m<sup>2</sup> with 1 litre – dilution 1:200**

**For more intense dirt and for removing stains**

**Fila PS/87** degreasing detergent and stain remover.

One product, lots of uses: detergent, degreaser, wax remover and stain remover.

Just choose the right dilution to give the desired effect.

- Diluted 1:10 in water to remove intense dirt
- Undiluted, left to work for around 20-40 minutes to remove stains and residues of epoxy grouting.

FILA Industria Chimica Spa  
 Via Garibaldi, 58 35018 San Martino di Lupatari Padova ITALY  
 T +39 049 94 67 300 F +39 049 94 60 753  
 www.filasolutions.com info@filasolutions.com





**CONSIGLI DI POSA, PULIZIA E MANUTENZIONE** • ADVICE FOR INSTALLATION AND CLEANING
CONSEILS DE POSE, DE NETTOYAGE ET D’ENTRETIEN • RATSCHLÄGE FÜR DIE VERLEGUNG, REINIGUNG UND WARTUNG

### CONSIGLI PER LA PULIZIA DOPO POSA E MANUTENZIONE

dei pavimenti in gres porcellanato **naturali** e **lappati** Dado Ceramica srl

### All’attenzione del posatore: prima pulizia

La cura con la quale si esegue la pulizia dopo posa influenzerà la pulibilità del pavimento per tutta la sua durata.

Importantissimo è pulire bene a fine posa, a pavimento nuovo. È necessario infatti, dopo aver applicato il fugante, togliere tutti i residui di cemento lasciati in fase di posa e stuccatura dai posatori con l’utilizzo di acido tamponato (tipo Keranet o similari). Lasciare agire per circa 40 minuti e poi risciacquare bene con appositi strumenti aspira liquidi fino a vedere l’acqua utilizzata limpida. A seguire effettuare un lavaggio con un prodotto sgrassante leggermente alcalino (tipo sgrassatore per cappe da cucina o tipo Chante Clair) ed un buon risciacquo. Dopo queste operazioni la messa in servizio del pavimento è terminata a regola d’arte.

**ATTENZIONE: Si consiglia di utilizzare fuganti non addittivati con polimeri. In caso di utilizzo di questa tipologia si prega di pulire immediatamente con un detergente alcalino.**

Se queste operazioni non vengono effettuate correttamente il pavimento conserverà un invisibile strato di calcare che col tempo si potrà macchiare o impedire una pulizia profonda.

Fatto questo e avuta la certezza che le piastrelle siano ben pulite, il pavimento non presenterà problemi. Se però la pulizia iniziale non è stata eseguita correttamente ed il pavimento presenta aloni, macchie o piastrelle con superficie opacizzata è possibile rimediare ripartendo dalla prima pulizia, cioè utilizzando un detergente a base acida e risciacquando ripetutamente con acqua pulita, in quanto non esistono detergenti in grado di pulire all’istante e al solo passaggio un pavimento così sporco.

#### Manutenzione e pulizia ordinaria

Si consiglia l’utilizzo di acqua e aceto una volta al mese per asportare il calcare che inevitabilmente si deposita sul pavimento durante le normali operazioni di pulizia.

Per la pulizia quotidiana è sufficiente utilizzare, con moderazione, un detergente neutro a basso residuo, prodotti acquistabili nei supermercati. È importante sciacquare spesso il panno utilizzato nella pulizia e non eccedere nella quantità di detergente, infatti l’uso di acqua sporca, prodotti auto lucidanti o eccesso di detergenti può formare, col tempo, una patina invisibile causa di aloni e macchie.

Di norma, i produttori consigliano di provare i loro detergenti su una piccola porzione nascosta del pavimento o del rivestimento prima di utilizzarli su tutta la superficie da trattare.

Nel caso di uso accidentale o volontario di prodotti chimici (detergenti, acidi o solventi), seguire attentamente le istruzioni d’uso previste per ogni prodotto, in particolare si suggerisce di effettuare una prova su una piccola porzione nascosta della superfice da trattare e comunque deve sempre seguire un abbondante risciacquo e accurata asciugatura.

**ATTENZIONE: di fondamentale importanza è non utilizzare mai smacchiatori tipo antiruggine o di tipo spray perché contengono acido fluoridrico, il danno che provocherà sarà irreversibile ed irreparabile in quanto non esiste pavimento resistente a tale acido.**

### ADVICE FOR CLEANING AFTER INSTALLATION AND FOR MAINTENANCE

of Dado Ceramica srl **natural** and **lapped** porcelain stoneware floor tiles

### For installers: initial cleaning

Careful, scrupulous cleaning of new floors after installation will make them easier to clean for the rest of the time thereafter, so it is extremely important.

After the grout has been applied, all the cement residue left behind at the installation and grouting stage must be removed using buffered acid (such as Keranet or similar).

Leave the acid to work for about 40 minutes, then rinse thoroughly using suitable wet vacuum devices until the water runs clear.

After this, wash using a slightly alkaline degreasing product (such as the type used for kitchen hoods, Chante Clair or similar) and rinse carefully. The flooring is now perfectly ready for use.

**N.B.: We recommend using grout without polymer additives. If this type of grout is used, cleaning must be carried out immediately using an alkaline detergent.**

If these operations are not carried out correctly, the floor will retain an invisible layer of limescale which in time may become soiled or prevent proper cleaning.

Once this has been done and you are sure the tiles have been properly cleaned, there will be no problems with the floor. If, however, this initial cleaning has not been carried out properly and there are shades or stains on the floor, or tiles with a dull surface, the problem can be solved by starting out from the initial cleaning process, i.e. using an acid-based detergent and rinsing repeatedly with clean water, because no detergent is able to clean such a dirty floor in just one go.

#### Ordinary cleaning and maintenance

Water and vinegar should be used once a month to remove the limescale that inevitably settles on the floor during normal cleaning operations.

For everyday cleaning, it is sufficient to use a moderate amount of neutral, low-residue detergent, which can be purchased in supermarkets.

It is important to rinse the cloth used for cleaning frequently, and not to use too much detergent; in time, dirty water, self-polishing products or too much detergent can leave an invisible patina to form that causes shades and stains. Manufacturers generally recommend testing their detergents on a small section of floor or wall hidden from view before using it on the whole surface to be treated. If chemicals (detergents, acids or solvents) are used either accidentally or voluntarily, carefully follow the instructions provided for the product in question.

We suggest trying products out on a small section hidden from view of the surface to be treated, and in all cases the surface must be thoroughly rinsed and dried.

**N.B.: spray stain removers or rust removers must never be used, because they contain hydrofluoric acid, which causes irreversible, irreparable damage to all kinds of flooring.**

**CONSIGLI DI POSA, PULIZIA E MANUTENZIONE** • ADVICE FOR INSTALLATION AND CLEANING
CONSEILS DE POSE, DE NETTOYAGE ET D’ENTRETIEN • RATSCHLÄGE FÜR DIE VERLEGUNG, REINIGUNG UND WARTUNG

### CONSEILS DE NETTOYAGE APRÈS LA POSE ET D’ENTRETIEN

des revêtements de sol en grès cérame **naturels** et **polis** Dado Ceramica srl

### À l’attention de la personne en charge de la pose: premier nettoyage

Le soin apporté au nettoyage une fois la pose achevée a une incidence sur la nettooyabilité du revêtement de sol pendant toute sa durée d’utilisation. Il est fondamental de procéder à un nettoyage correct du nouveau revêtement de sol une fois la pose achevée. Après le remplissage des joints, éliminer tous les résidus de ciment laissés lors de la pose et du remplissage des joints par les personnes en charge de la pose en utilisant de l’acide tamponné (type Keranet ou produit similaire). Laisser agir pendant environ 40 minutes puis rincer avec soin à l’aide d’outils adaptés d’aspiration de liquide, jusqu’à ce que l’eau utilisée soit limpide. Procéder ensuite à un nettoyage avec un produit dégraissant légèrement alcalin (comme un dégraissant pour hottes de cuisine ou un produit de type Chante Clair) et rincer convenablement. Une fois ces opérations réalisées, la mise en service du revêtement de sol est considérée comme achevée dans les règles de l’art.

**ATTENTION: il est recommandé d’utiliser des produits de jointoiment sans additifs polymères. En cas d’utilisation de ce type de produits, nettoyer immédiatement avec un produit de nettoyage alcalin.**

Si ces opérations ne sont pas réalisées correctement, une couche de calcaire invisible demeurera sur le revêtement de sol qui, avec le temps, pourrait se tacher ou empêcher un nettoyage en profondeur. Une fois ces opérations réalisées et lorsque l’on a la certitude que les carreaux sont bien propres, le revêtement de sol ne présente plus aucun problème. Cependant, si le nettoyage initial n’a pas été réalisé correctement et si le revêtement de sol présente des auréoles, des taches ou des carreaux dont la surface est opaque, il est possible d’y remédier en recommençant un nettoyage initial. Utiliser alors un produit de nettoyage à base acide puis rincer de manière répétée à l’eau propre, dans la mesure où il n’existe pas de produits capables de nettoyer instantanément et en un seul passage un revêtement de sol présentant un tel degré de saleté.

#### Entretien et nettoyage ordinaire

Il est conseillé d’utiliser de l’eau et du vinaigre une fois par mois pour éliminer le calcaire qui se dépose inévitablement sur le revêtement de sol lors des opérations de nettoyage normales. Pour le nettoyage quotidien, il suffit d’utiliser, avec modération, un produit de nettoyage neutre à faible résidu, vendu couramment dans le commerce. Il est important de rincer régulièrement le linge utilisé pour le nettoyage et de ne pas utiliser une quantité excessive de produit de nettoyage. L’utilisation d’eau sale, de produits autolustrants ou d’une quantité excessive de produit nettoyant peut avec le temps entraîner la formation d’une patine invisible et l’apparition d’auréoles et de taches.

Généralement, les fabricants recommandent d’essayer leurs produits de nettoyage sur une petite portion cachée du revêtement avant de les utiliser sur l’ensemble de la surface à nettoyer. En cas d’utilisation accidentelle ou volontaire de produits chimiques (produits de nettoyage, acides ou solvants), suivre attentivement les instructions d’utilisation de chaque produit, en particulier s’il est recommandé d’effectuer un essai sur une petite portion cachée de la surface à traiter, et toujours procéder à un rinçage abondant et à un séchage méticuleux.

**ATTENTION: il est fondamental de ne jamais utiliser de détachants antirouille ou en spray, qui contiennent de l’acide fluorhydrique. Les dégâts causés seraient irréversibles et irréparables dans la mesure où il n’existe aucun revêtement de sol résistant à cet acide.**

**RATSCHLÄGE FÜR DIE REINIGUNG NACH DEM VERLEGEN UND DIE WARTUNG** von **naturbelassenen** und **geläpten** Feinsteinzeugböden von Dado Ceramica srl

### Für den Verleger: erste Reinigung

Die Sorgfalt, mit der man die Reinigung nach dem Verlegen durchführt, wird die Reinigungsfähigkeit des Fußbodens während seiner gesamten Lebensdauer beeinflussen. Es ist sehr wichtig, den neuen Bodenbelag nach der Verlegung gut zu reinigen. So ist es notwendig, nach dem Auftragen der Fugenmasse alle beim Verlegen und Verfugen hinterlassenen Zementrückstände mit einer gepufferten Säure [der Art Keranet oder ähnlichem] zu entfernen.

Ungefähr 40 Minuten lang einwirken lassen und dann gut mit geeigneter Ausrüstung zur Ansaugung von Flüssigkeiten spülen, bis das verwendete Wasser klar bleibt. Danach eine Reinigung mit einem leicht alkalischen Entfetter (der Art der Entfetter für Abzughauben oder z.B. Chante Clair) ausführen und gut spülen.

Nach diesen Vorgängen ist der Fußboden nach allen Regeln der Kunst für eine Inbetriebnahme bereit.

**ACHTUNG: Es wird empfohlen, Fugenmittel ohne Polymerzusätze zu verwenden. Bei Verwendung dieser Typologie wird empfohlen, sofort mit einem alkalischen Reinigungsmittel nachzureinigen.**

Falls diese Vorgänge nicht korrekt durchgeführt werden, wird eine unsichtbare Kalkschicht auf dem Fußboden verbleiben, die mit der Zeit Flecken erzeugen oder eine tiefgehende Reinigung verhindern könnte. Nach diesen Maßnahmen und nachdem man sich vergewissert hat, dass die Fliesen gut gereinigt sind, wird der Fußboden keine Probleme aufweisen. Falls die Erstreinigung dagegen nicht korrekt ausgeführt wird und der Fußboden Schlieren, Flecken und Fliesen mit matter Oberfläche aufweist, kann man Abhilfe schaffen, indem man die Erstreinigung unter Verwendung eines Reinigungsmittels auf Säurebasis wiederholt und mehrmals mit sauberem Wasser nachspült, da es keine Reiniger mit sofortiger Wirkung gibt, die einen auf diese Weise verunreinigten Fußboden in einem Durchgang reinigen.

#### Normale Wartung und Reinigunge

Es wird empfohlen, einmal im Monat Wasser mit Essig zu verwenden, um den Kalk zu entfernen, der sich unvermeidlich bei der normalen Reinigung auf dem Fußboden abgelagert. Für die tägliche Reinigung ist es ausreichend, mit Maßen einen in Supermärkten erhältlichen Neutralreiniger mit geringem Rückstand zu verwenden. Es ist wichtig, das bei der Reinigung verwendete Tuch häufig auszuspülen und nicht mit der Reinigermenge zu übertreiben, da die Verwendung von schmutzigem Wasser, Reinigern mit Selbstglanzeffekt oder zu viel Reinigungsmittel mit der Zeit eine unsichtbare Patina bilden kann, die Schlieren und Flecken erzeugt. Normalerweise empfehlen die Hersteller, die Reiniger auf einer kleinen, verborgenen Stelle des Fußbodens oder der Verkleidung zu testen, bevor man sie auf der gesamten zu behandelnden Fläche einsetzt. Im Fall einer unabsichtlichen oder gewollten Verwendung von chemischen Produkten (Reiniger, Säuren oder Lösungsmittel), die Gebrauchsanweisungen für das jeweilige Produkt aufmerksam befolgen, insbesondere wird empfohlen, einen Test auf einer kleinen verborgenen Stelle der zu behandelnden Fläche auszuführen und in jedem Fall reichlich abzuspülen und sorgfältig zu trocknen.

**ACHTUNG: Es ist von grundlegender Bedeutung, niemals Fleckenentferner der Art Rostschutzmittel oder Sprays zu verwenden, da sie Fluorwasserstoffsäure enthalten, die irreversible Schäden verursachen, da es keinen Fußboden gibt, der dieser Säure widersteht.**





*La Soluzione per una Posa Perfetta*

Gentile cliente/posatore,  
 le aziende ceramiche hanno immesso sul mercato  
 pavimenti e rivestimenti di grandi formati rettificati che  
 necessitano di una posa più specifica e accurata.


Il **distanziatore livellante S.A.P.** è nato per migliorare  
 la messa in opera delle piastrelle e semplificare il  
 lavoro del posatore ottenendo così un prodotto finito  
 esteticamente perfetto.

Per questo motivo, **DADO CERAMICA** consiglia di posare  
 con il **distanziatore livellante S.A.P.** per prevenire gli  
 inconvenienti che possono presentarsi durante la posa.


In particolare, il **distanziatore livellante S.A.P.:**

- Allinea piastrelle di diverso spessore
- Elimina il dislivello tra le piastrelle
- Assicura una fuga minima di 1 mm
- Non necessita di alcuno strumento aggiuntivo
- Diminuisce le contestazioni
- Risultati professionali


Per maggiori informazioni, visita il sito [www.andalsystem.it](http://www.andalsystem.it)  
 oppure contatta i nostri tecnici **0962 431436 - info@andalsystem.it**




1  
 Posizionare due o più tiranti al di sotto  
 della piastrella a circa 10 cm dagli angoli.  
 Posizionare la piastrella successiva.



2  
 Far scivolare il cono all'interno del  
 tirante, spingendo con forza fino  
 all'allineamento delle piastrelle.



3  
 Una volta indurito il collante sarà  
 sufficiente un calcio in linea di fuga  
 sul tirante per eliminarlo.



## FOR THE ATTENTION OF THE INSTALLER

### S.A.P. LEVELING SPACERS: THE BEST SOLUTION FOR A PERFECT TILE INSTALLATION

Dear customer/installer,  
 large-format rectified porcelain produced by ceramic factories needs  
 a more precise and accurate tile installation.

The **SAP leveling spacer** is designed to improve tile installation  
 and oversimplify the work of the installer and achieve an excellent result.  
 For all these reasons, **DADO CERAMICA** recommends to  
 install tiles with the **SAP leveling spacer** in order to prevent  
 inconveniences which may occur during tile installation.

In particular, the **SAP leveling spacer:**

- Aligns tiles of different thicknesses,
- Virtually eliminates lippage,
- Allows a minimum joint of 1 mm
- No special tools are required
- Decreases call-backs due to poor installation
- Professional results

For further information, please visit our website [www.andalsystem.it](http://www.andalsystem.it)  
 or contact our specialists **0039 (0)962 431436 - info@andalsystem.it**

## FÜR FLIESENLEGER

### SYSTEM S.A.P. ZUM NIVELLIEREN VON FLIESEN BEI DER VERLEGUNG

**DADO CERAMICA** empfiehlt Andalsystem:  
 Mit diesem **SAP System** ist es möglich Fliesen absolut Plan zu verlegen.  
 Überzähne werden zuverlässig vermieden.  
 Die Anwendung ist einfach und schnell.  
 Man spart Zeit und erhält einen perfekt verlegten Boden, bei geringem  
 Kostenaufwand.

**Besonders vorteilhaft erweist sich bei großformatigen  
 und kalibrierten Fliesen.**  
**Die Zuglaschen (Weiß) werden bei der Verlegung in die Fugen (1 mm)  
 eingesetzt.**

**Nach Einlegen der benachbarten Fliese drückt man den Keil (Gelb)  
 mit der Spezialzange durch die Lasche,  
 bis die Oberfläche beider Fliesen auf gleicher Ebene ist.**  
**Nach dem Erhärten des Klebers wird die Lasche an der Sollbruchstelle  
 einfach abgebrochen.**  
**Der Keile kann wiederverwendet werden.**  
**Das System ist nach dem Ausfügen nicht mehr erkennbar.**

Info unten [www.andalsystem.it](http://www.andalsystem.it)  
 oder **0049 (0) 151 11 15 77 57 - info@andalsystem.it**

## A LA ATENCIÓN DEL ALICATADOR

### SEPARADORES DE NIVELACIÓN S.A.P. : LA MEJOR SOLUCIÓN PARA UNA PERFECTA COLOCACIÓN

Estimado cliente/alicatador,  
 las empresas de cerámicos han introducido en el mercado pavimentos  
 y revestimientos de gran formato rectificado que necesitan una  
 colocación más precisa.

El **separador de nivelación S.A.P.** es un producto diseñado para  
 mejorar la colocación de las baldosas y simplificar el trabajo del  
 alicatador, así que logre un resultado excelente.  
 Por este motivo, **DADO CERAMICA** recomienda colocar con  
 el **separador de nivelación S.A.P.** para prevenir los inconvenientes  
 que pueden verificarse durante la colocación.

En particular, el **separador de nivelación S.A.P.:**

- Nivelado baldosas de diferente espesor;
- Elimina el desnivel entre las baldosas;
- Permite una junta mínima de 1 mm;
- No necesita alguna herramienta adicional;
- Disminuye las contestaciones debidas a una incorrecta colocación;
- Resultados profesionales.

Para mayor informaciones, por favor visite nuestro sitio web  
[www.andalsystem.it](http://www.andalsystem.it) o contacte nuestros especialistas  
 al número **0039 (0)962 431436 - info@andalsystem.it**

## À L'ATTENTION DE L'INSTALLATEUR

### CROISILLONS AUTONIVELANTS S.A.P. : LA MEILLEURE SOLUTION POUR POSER VOTRE CARRELAGE

Cher client/installateur,  
 Les sociétés de carreaux ont réalisé carreaux de grand format rectifié  
 que exigent de une pose plus précise.

Le **croisillon autonivelant S.A.P.** est développé pour améliorer la pose des  
 carreaux et simplifier le travail de l'installateur, obtenant un résultat excellent.

Pour toutes ces raisons, **DADO CERAMICA** préconise le **croisillon  
 autonivelant S.A.P.** afin de prévenir problèmes que peuvent se produire  
 pendant la pose des carreaux.

En particulier, le **croisillon autonivelant S.A.P.:**

- Est idéal pour une utilisation avec des carreaux de différentes épaisseurs;
- Permet d'éliminer tout décalage de niveau entre les carreaux;
- Permet un largeur minimale du joint de 1 mm entre les carreaux;
- Ne nécessite aucun outil particulier;
- Diminue rappels dus à une mauvaise installation;
- Résultats professionnels.

Pour obtenir d'autres renseignements, veuillez consulter notre site web  
 à l'adresse [www.andalsystem.it](http://www.andalsystem.it) ou prendre contact avec nos collaborateurs  
 au **0039 (0)962 431436 - info@andalsystem.it**





## ITA

**OGGETTO DELLA FORNITURA** - La fornitura comprende esclusivamente quanto indicato nella conferma d'ordine. Eventuali caratteristiche e dati risultanti da cataloghi o illustrazioni sono sempre approssimativi ed è quindi facoltà della Venditrice apportare quelle variazioni che si ritenessero opportune senza obbligo di preavviso.

**ORDINI** - Sono sempre impegnativi per il Compratore: la Venditrice sarà vincolata solo dopo la conferma scritta.

S'intende comunque che ogni ordine viene fatto con la completa accettazione da parte del Compratore di tutte le condizioni generali stabilite dalla Venditrice. Nell'ordinazione dovranno essere contemplati soltanto articoli di produzione corrente: non saranno comunque oggetto di conferma quei materiali per i quali la Venditrice in dipendenza di esigenze interne o di mercato, ha ritenuto opportuno sospendere la produzione. Ogni ordine deve essere inoltrato per iscritto, anche se, per ragioni di urgenza dovesse essere preceduto da comunicazione telefonica.

**TRATTATIVE** - Quanto contemplato nella conferma della Venditrice annulla eventuali accordi o trattative che non siano riportati nella conferma stessa.

**TERMINE DI CONSEGNA** - Decorre dalla data della conferma d'ordine e deve intendersi come approssimativo: esso non costituisce comunque condizione essenziale e può essere prorogato del diritto dalla Venditrice per cause indipendenti dalla propria volontà.

**SPEDIZIONE** - La spedizione si intende effettuata al momento in cui la fornitura viene messa a disposizione dell'acquirente o all'atto della consegna al vettore. Sono ammesse spedizioni anche parziali senza che ciò debba costituire per il Cliente causa di ritardo.

**TRASPORTO** - La merce, salvo specifico patto contrario scritto, è sempre venduta franco Stabilimento **Dado Ceramica S.r.l.** e viaggia a rischio e pericolo del Compratore anche se la Venditrice si fosse assunta l'onere della consegna a domicilio. Il Compratore è tenuto a precisare al momento dell'ordine dettagliate modalità di trasporto: la Venditrice spedisce la merce col mezzo ritenuto più opportuno qualora mancassero preventive indicazioni al riguardo, senza che ciò costituisca per il Compratore motivo di reclamo.

**ASSICURAZIONE** - Se richiesta è sempre a carico dell'acquirente.

**IMBALLO** - Salvo accordi diversi, preventivamente accettati dalla Venditrice, l'imballo sarà sempre in cartoni: avvenuta la consegna all'acquirente o al vettore senza reclami o riserve, cessa ogni responsabilità della venditrice.

**Gli europallet saranno addebitati al costo di Euro 9,00/pz. Ci riserviamo la possibilità di variare l'importo in caso di significative variazioni del costo delle materie prime.**

**RECLAMI** - I reclami relativi ad eventuali ammanchi o rotture dovranno essere fatti esclusivamente al vettore: qualunque altro reclamo relativo alla natura e caratteristiche del materiale dovrà essere tempestivamente inoltrato alla Venditrice a mezzo lettera raccomandata, non oltre in ogni caso 10 gg. dal ricevimento della merce. TRASCORSO TALE TERMINE SI INTENDE CHE LA MERCE È STATA VISTA ED ACCETTATA nello stato in cui si trova.

**CARATTERISTICHE MATERIALI** - Le tonalità dei colori campionati hanno carattere puramente indicativo, così come la possibilità di ripetere tonalità precedentemente fornite, non rappresenta impegno per la fornitrice e motivo di reclamo per l'acquirente.

**GARANZIA** - La Venditrice garantisce la qualità di quanto fornito conformemente alla scelte richieste dal Compratore: si impegna a sostituire in pari quantità quei materiali che, a suo insindacabile giudizio, dovessero presentare difetti tali da non essere considerati conformi all'ordine, senza peraltro essere tenuta a risarcimento di danni diretti o indiretti di qualsiasi ragione. La garanzia non è trasferibile ed è valida soltanto nei confronti dell'acquirente cui è intestata la fattura di vendita.

**CONTESTAZIONI** - Nel modo più assoluto non saranno presi in esame i reclami riferentisi a materiali già in opera. In ogni caso, anche qualora il Compratore ritenesse di poter vantare reclami o diritti, non sono ammissibili ritardi o sospensioni di pagamento in corso.

**INADEMPIENZE E INSOLVENZE** - In caso di mancato o ritardato pagamento totale o parziale, sarà facoltà della Venditrice risolvere in tutto o in parte qualsiasi contratto in atto, facendo valere ogni suo diritto.

**PREZZI** - Si intendono sempre riferiti al listino in vigore al momento della conferma della Venditrice. Sono sempre relativi a merce franco stabilimento e non comprendono quindi altri oneri come I.V.A. bolli o tasse di qualsiasi natura, che saranno sempre a carico del Compratore.

**PAGAMENTI** - I pagamenti dovranno essere effettuati come indicati nella conferma d'ordine: a tutti gli effetti il luogo del pagamento resta fissato nella sede della **Dado Ceramica S.r.l.** anche se effettuati a mezzo di personale autorizzato, rimessa diretta, tratte autorizzate o effetti. La Venditrice ha facoltà di porre in circolazione i titoli ricevuti in pagamento, i quali si intendono sempre accettati prosolvendo e salvo buon fine.

L'inosservanza dei termini di pagamento dà diritto alla Venditrice:

- di esigere gli interessi di mora al tasso commerciale corrente più le spese;
- di emettere tratte ritenendole autorizzate in luogo dei pagamenti pattuiti per rimessa diretta;
- di sospendere ogni evasione di ordini in corso;
- in caso di protesti di esigere a vista l'importo totale dovutole.

**SPESE TRATTE** - Gli oneri relativi al bollo delle tratte emesse dalla Venditrice sono a carico dell'acquirente e saranno conteggiate in fattura e comprese nella tratta stessa.

**FORO** - Qualsiasi controversia dipendente o conseguente da contratti con **Dado Ceramica S.r.l.**, anche se riferibili ad affari trattati da propri dipendenti o incaricati fuori dalla propria Sede, unico Foro competente è quello di Reggio Emilia.

**RISERVA DI PROPRIETÀ** - La merce resta di proprietà della **Dado Ceramica S.r.l.** fino a suo completo pagamento.

## ENG

**SUBJECT OF THE SUPPLY** - The supply only includes that indicated in the order confirmation. Features and information given in catalogues or illustrations are always approximate and it is therefore the seller's right to make any variations considered necessary without advance warning.

**ORDERS** - These are always binding for the purchaser: the seller shall only be committed after written confirmation. It is, however, understood that each order is placed with the purchaser's full acceptance of all general conditions established by the seller.

Only articles of current production shall be contemplated in the order: those materials the production of which the seller has considered it advisable to suspend owing to internal or market requirements shall not therefore be subject to confirmation. Every order shall be made in writing although this can be preceded by a telephone call in the event of urgent need.

**NEGOTIATIONS** - Everything indicated in the seller's confirmation voids an agreement or negotiation which may not be included in the confirmation itself.

**DELIVERY TERM** - This runs from the date of the order confirmation and shall be considered as approximate; it shall not, in any case, be considered an essential condition and may be extended by the seller in the event of unforeseen circumstances.

**DISPATCH** - Dispatch is understood to have been made the moment in which the goods are placed at the purchaser's disposal on deliver to the carrier. Partial dispatches are also permitted without this being considered by the customer as cause of delay.

**TRANSPORT** - Excepting specific agreement in writing to the contrary, the goods are always understood as having been sold ex works **Dado Ceramica S.r.l.** and travel at the purchaser's risk even when the seller has assumed the charge of delivery at the purchaser's. The purchaser undertakes to live details about the means of transport when placing the order: failing this, the seller shall dispatch the goods via the means considered most opportune without this entitling the purchaser to make claims.

**INSURANCE** - If requested and always at the purchaser's charge.

**PACKING** - Excepting different agreements accepted by the seller packing shall always be in cartons: all responsibilities of the seller shall cease once delivery has been made to the purchaser or carrier without claims or reserves. **Europallets will be charged Euro 9,00/each. We reserve the possibility to change this amount in case of significant increases in the cost of raw material.**

**CLAIMS** - Claims pertaining to missing goods or breakages shall only be made to the carrier. Any other claim concerning the nature or features of the material shall be immediately forwarders to the seller by means of registered letter no later than 10 days following receipt of the goods themselves. Once this terms has elapsed the goods shall be understood to have been examined and accepted as they are.

**FEATURES OF THE MATERIALS** - The shades of the sample colours are purely indicative while the possibility of repeating previously supplied colour tones shall not be binding for the seller and shall not entitle the purchaser to make claims.

**GUARANTEE** - The seller guarantees the quality of the supplied materials according to the grades requested by the purchaser: the seller undertakes to replace in equal quantities those materials which, according to his final judgement, present defects as

to be considered not in compliance with the order, without, moreover, being obliged to reimbursement of direct or indirect damages for any reason whatsoever. The guarantee cannot be transferred and shall only be valid for the purchaser to whom the sales invoice is made out.

**DISPUTES** - In no case shall claims pertaining to already laid materials be considered. Moreover, in no case shall delays or suspensions of payments in progress be permitted even if the purchaser considers himself entitled to make claims.

**UNFULFILLMENTS AND INSOLVENCIES** - In the case of total or partial unfulfilled or delayed payment the seller shall have the right to completely or partly withdraw from a contract in progress and to demand all his rights.

**PRICES** - These are always understood to refer to the price list in force at the moment of the seller's confirmation. They always pertain to goods delivered ex works and do not, therefore, include other chares such as VAT, stamps or taxes of any nature which

shall be at the purchaser's charge.

**PAYMENTS** - Payments shall always be fulfilled as indicated on the order confirmation: in any case, the place of payment shall always be the registered offices of **Dado Ceramica S.r.l.** even if made through authorized personnel direct remittance, authorized drafts or bills. The seller has the rights to circulate the instruments received in payment which shall always be understood to have been accepted pro solvendo and subject to collection.

Failure to comply with the terms of payment entitles the seller to:

- exact the arrears interests at the current commercial rate, plus expenses;
- issue drafts, considering them authorized in place of the agreed payments by direct remittance;
- suspend fulfilment of orders in progress;
- in the event of protests, to exact the total due sum on sight.

**DRAFT EXPENSES** - Charges pertaining to the stamps on the drafts issued by the seller shall be at the Purchaser's charge, shall be calculated in future and included in the draft itself.

**COMPETENT COURT** - The only competent court shall be that of Reggio Emilia for all disputes resulting from or following contracts with **Dado Ceramica S.r.l.** even when they concern business negotiated by employees of the company or authorized persons outside the registered offices.

**RESERVE OF PROPERTY** - All goods shall remain the property of **Dado Ceramica S.r.l.** until payment is made in full.



## CONDITIONS GÉNÉRALES DE VENTE • VERKAUFSBEDINGUNGEN

## FRA

**OBJET DE LA FORNITURE** - La fourniture comprend exclusivement ce qui est indiqué dans la confirmation de commande. Les caractéristiques et données indiquées sur les catalogues ou les illustrations sont toujours indicatives; le vendeur a donc la faculté d'apporter les variations qu'il retiendrait opportunes sans obligation de préavis.

**COMMANDES** - Elles engagent toujours l'acheteur; le vendeur sera retenu engagé uniquement après la confirmation écrite. Il est entendu dans tous les cas que chaque commande est faite sous acceptation totale et entière de l'acheteur des conditions générales fixées par le vendeur. La commande devra reporter uniquement les articles de production courante; en aucun cas les matériaux pour lesquels le vendeur, dépendamment des exigences internes ou de marché a retenu opportun d'arrêter la production, ne feront pas l'objet d'une confirmation. Toute commande doit être adressée par écrit, même si pour des raisons d'urgence elle devait être précédée d'une communication téléphonique.

**NEGOCIATIONS** - Ce qui est prévu dans la confirmation du vendeur invalide tous accords éventuels ou négociations qui n'auraient pas été reportées dans la dite confirmation.

**DELAIS DE LIVRAISON** - Les délais courent à compter de la date de la confirmation de commande et son donnés à titre indicatif; ils ne constituent en aucun cas une condition essentielle et peuvent être prorogés de droit par le vendeur pour des causes indépendantes de sa volonté.

**EXPÉDITION** - L'expédition s'entend effectuée au moment où la fourniture est mise à disposition de l'acheteur lors de livraison au transporteur les envois, même partiels sont admis sans que cela constitue une cause de retard pour le client.

**TRANSPORT** - La marchandise, sauf accord écrit contraire, est toujours vendue franco établissement **Dado Ceramica S.r.l.** et voyage aux risques et périls de l'acheteur même si le vendeur aurait pris à sa charge la livraison à domicile. L'acheteur est tenu de préciser, lors de la commande, les modalités détaillées de transport; le vendeur expédiera la marchandise avec le moyen qu'il retiendra plus opportun dans le cas où des indications précises ne lui seraient pas fournies à ce sujet, sans que cela constitue un motif de réclamation de la part de l'acheteur.

**ASSURANCE** - Quand elle est requise, elle est toujours à la charge de l'acheteur. **EMBALLAGE** - Sauf accords contraires, acceptés préalablement par le vendeur, l'emballage sera toujours en cartons: une fois que la livraison a été effectuée à l'acheteur ou au transporteur sans réclamations ou réserves, toute responsabilité du vendeur cesse. **Les europalletes seront débitées Euro 9,00/pièce. Nous nous réservons la possibilité de changer le montant au cas d'importantes variations du cout des matières premières.**

**RECLAMATIONS** - Les réclamations relatives à d'éventuels manques ou cassures devront être présentées exclusivement au transporteur; toute autre réclamation concernant la nature et les caractéristiques du matériel devra être adressée immédiatement au vendeur par lettre recommandée dans les dix jours qui suivent la réception de la marchandise. Passé de cela, la marchandise sera considérée comme acceptée dans l'état dans lequel elle se trouve.

**CARACTERISTIQUES DES MATERIAUX** - Les tonalités des couleurs échantillonnées ont un caractère purement indicatif, ainsi que la possibilité de repérer des tonalités fournies précédemment, ne représente pas un engagement pour le fournisseur ou un motif de réclamation pour l'acheteur.

**GARANTIE** - Le vendeur garantit la qualité du produit fourni conformément aux choix requis par l'acheteur; il s'engage à remplacer dans les mêmes quantités les matériaux qui, d'après son jugement sans appel, présenteraient des défauts tels à ne pas être considérés conformes à la commande, sans pour cela être tenue au remboursement de dégâts directs ou indirects de quelconque nature. La garantie n'est pas aliénable et elle est valable uniquement à l'égard de l'acheteur auquel est instituée la facture de vente.

**CONTESTATIONS** - Les réclamations concernant des matériaux déjà en oeuvre ne seront absolument pas prises en compte. Dans tous les cas, même si l'acheteur estime-rait pouvoir avancer des réclamations ou prétendre des droits, aucun retard ou cessation des paiements en cours ne sera admissible.

**INEXECUTION ET INSOLVIBILITE** - Dans le cas de non paiement ou paiement retardé total ou partiel, le vendeur aura faculté de résilier tout ou partie du contrat en cours, en faisant valoir tous ses droits.

**PRIX** - Les prix se réfèrent toujours au tarif en vigueur au moment de la confirmation du vendeur pour la marchandise franco établissement et ne comprennent donc pas tout autre frais tels que TVA, timbres fiscaux ou taxes de quelconque nature, qui seront toujours à la charge de l'acheteur.

**PAIEMENTS** - Les paiements doivent être effectués comme indiqué dans la confirmation de commande; à tous les effets le lieu de paiement est fixé auprès du siège de **Dado Ceramica S.r.l.** même s'ils sont effectués par l'intermédiaire de personnel autorisé, par paiement direct, traites acceptés ou effets bancaires. Le vendeur a la faculté de mettre en circulation les effets reçus pour paiement, que s'entendent toujours acceptés par cession en vue de paiement et sauf bonne fin. La non observation des délais de paiement donnera droit au vendeur:

- d'exiger les intérêts de retard au taux commercial courant en plus des frais;
- d'émettre des traites en les considérant autorisées à la place des paiements convenus comme paiement direct;
- de suspendre toute exécution de commande en cours;
- d'exiger le paiement à vue, en cas de protêts, du montant total qui lui est du.

**FRAIS D'EMISSION DE TRAITES** - Les frais relatifs au timbre fiscal des traites émises par le vendeur sont à la charge de l'acheteur et seront reportés sur facture et comprises dans la traite.

**TRIBUNAL** - Seul le tribunal de grande instance de Reggio Emilia sera compétent pour tout différent dépendant ou conséquent de contrats avec **Dado Ceramica S.r.l.** même si pouvant se référer à des affaires négociées par ses propres employés ou mandatés hors de son Siège.

**RISERVE DE PROPRIÉTÉ** - La marchandise reste de notre propriété jusqu'au payement total.

## DE

**VERKAUFSGEGENSTAND** - Die Lieferung wird ausschließlich entsprechend der Auftragsbestaetigung aussgefuehrt. Alle Angaben und Daten aus Katalogen und Abbildungen sind als richtungsweisend anzusehen, und daher ist der Verkaeufer befugt, erforderliche Aباenderungen ohne vorherige Benachrichtigung durchzufuehren.

**AUFTRAEGE** - Diese sind fuer den Kaeufer immer verbindlich. Der Verkaeufer ist erst nach einer schriftlichen Bestaetigung daran gebunden. Bei jedem Auftrag muß der Kaeufer den allgemeinen Verkaufsbedingungen zustimmen, die vom Verkaeufer festgelegt wurden. Am Auftrag duerfen nur Artikel der laufenden Produktion angefertur werden. Jede Waren, die der Verkaeufer aus innenbetrieblichen oder marktbedingten Gruenden aus der Produktion genommen hat, werden nicht bestaetigt. Jeder Auftrag muß per Einschreiben uebermittelt werden, auch wenn aufgrund von Dringlichkeit eine vorherige telefonische Mitteilung erfolgt ist.

**VERHANDLUNGEN** - Alle Vereinbarungen oder Verhandlungen, die nicht auf der Auftragsbestaetigung aufscheinen, sind ungueltig.

**LIEFERFRIST** - Sie beginnt ab dem Datum der Auftragsbestaetigung und ist als anaeherdn anzusehen. Diese ist nicht als Grundbedingung anzusehen und kann seitens des Verkaeufers verlaengert wird, wenn hoehere Gewalt vorliegt.

**AUSLIEFERUNG** - Als Auslieferung ist der Zeitpunkt anzusehen, an dem die Ware dem Kaeufer durch Uebergabe an den Transportunternehmer zur Verfuegung steht. Es sind auch Teillieferungen erlaubt, ohne daß dies fuer den Kunden als Verzoegerung gilt.

**TRANSPORT** - Die Ware wird, sofern nicht ausdruecklich schriftlich etwas Anderslautendes festgelegt wird, immer ab Werk **Dado Ceramica S.r.l.** oder ab Dado Lager bei Frascari Adriano, Via Radici in Piano, 116, Castellarano (RE) - Tel. 0536-824747 - Fax. 0536-823535, geliefert, und der Kaeufer traegt die Verantwortung fuer den Transport, auch wenn der Verkaeufer sich fuer eine Lieferung frei Haus verpflichtet hat. Der Kaeufer muß bei Auftragserteilung die genauen Transportmodalitaeten angeben. Wenn diese nicht genau angefuehrt sind, kann der Verkaeufer ueber die Transportart entscheiden, ohne daß der Kaeufer nachtraeglich Beschwerde einlegen kann.

**VERSICHERUNG** - Auf Wunsch und immer zu Lasten des Kaeufers.

**VERPACKUNG** - Wenn nicht anders vereinbart und vom Verkaeufer im voraus genehmigt wurde, erfolgt die Verpackung in Kartons. Nach Uebergabe der Ware an den Kaeufer oder den Transportunternehmer, ohne daß Reklamationen oder Vorbehalte erhoben wurden, erlischt die Verantwortung des Verkaeufers. Europal. werden Euro 9,00 / Stück berechnet. Wir behalten uns vor, den Betrag bei signifikanten Veränderungen der Rohstoffkosten zu ändern.

**REKLAMATIONEN** - Reklamationen ueber Fehlbestand oder Bruch muessen ausschließlich an den Transportunternehmer, gestellt werden. Alle uebrigen Reklamationen betreffend Material muessen fristgemaeß per Einschreiben innerhalb 10 Tage nach Erhalt der Ware an den Verkaeufer gerichtet werden. Nach Ablauf dieser Frist wird die Ware als besichtigt und angenommen betrachtet, so wie sie ist.

**MATERIALIEN** - Die Farbtoenungen der Muster sind nur richtungsweisend. Ebenso ist der Verkaeufer nicht verpflichtet, die Farbtoenung vorangegangener Lieferungen zu wiederholen, und der Kaeufer kann deswegen nicht reklamieren.

**GARANTIE** - Der Verkaeufer garantiert da die Qualitaet der gelieferten Waren der gewuenschten Auswahl des Kaeufers entspricht. Weiters verpflichtet sich der Verkaeufer jene die Defekte aufweisen und daher nicht dem Auftrag entsprechen, nach eigenem unanfechtbarem Urteil durch qualitaetsmaeßig gleichwertige Materialien zu ersetzen, ohne jedoch fuer direkte oder inderekte Schaeden jeglicher Art zu haften. Die Garantie ist nicht uebertragbar und nur dem Kaeufer gegennueber gueltig, auf dessen Name die Rechnung ausgestellt wurde.

**BEANSTANDUNGEN** - Auf keinem Fall koennen bereits verarbeite Waren reklamiert werden. Sollten jedoch seitens des Kaeufers Reklamationen oder Rechte beansprucht werden, so duerfen faellige Zahlungen weder verzoegert noch eingestellt werden.

**NICHTEINHALTUNG UND ZAHLUNGSUNFAEHIGKEIT** - Bei Nichtbezahlung oder teilweisem oder totem Zahlungrueckstand behalt sich der Verkaeufer das Recht vor, alle laufenden Vertraege teilweise oder im ganzen aufzuloesen und alle seine Rechte geltend zu machen.

**PREISE** - Es gilt die bei Auftragsertilung gueltige Preisliste. Die Preise sind ab Werk und enthalten weder die mehrwertsteuer, Stempelmarkengebuehren oder Steuern jedlicher Art, die immer zu lasten des Kaeufer gehen.

**ZAHLUNG** - Die Zahlung erfolgt entsprechend den Anfuehrungen auf der Auftragsbestaetigung. Der Zahlungsort bleibt in jeder Hinsicht der Firmensitz der **Dado Ceramica S.r.l.** auch wenn die Zahlung durch Bevollmaechtigte, durch Barzahlung, gezogen Wechsel oder Effekten erfolgt. Der Verkaeufer hat das Recht, die erhaltenen Wertpapiere im Umlauf zu setzen, die immer zahlungshalber und unter ueblichem Vorbehalt angenommen werden. Bei Nichteinhaltung der Zahlungsziele der Verkaeufer:

- Verzugszinsen zum ueblichen Zinssatz zuzueglich Spesen verlagen;
- Wechsel ziehen anstelle der vereinbarten Barzahlung;
- alle laufender Auftraege stoppen;
- bei Protesterhebung die Gesamtschuld eintreiben.

**WECHSELSPESEN** - Alle anfallenden Wechselspesen gehen zu Lasten des Kaeufers. Sie werden auf der Rechnung gesondert angefertur und sind im Wechselbetrag beruecksichtigt.

**GERICHTSSTAND** - Bologna ist alleiniger Gerichtsstand fuer alle Streitfaelle, die sich aus den Vertragen der **Dado Ceramica S.r.l.** ergeben und damit verbunden sind, sowie aus Geschaeftsverhandlungen seitens Arbeitnehmer oder bevollmaechtigten Personen außerhalb des Werks.

**EIGENTUMSVORBEHALT** - Die Ware bleibt bis zur vollstaendigen Bezahlung unser Eigentum.

Dado Ceramica Catalogo Generale #38

coordinamento marketing Dado Ceramica

progetto G&CO grafica e colore

stampa Grafiche Pioppi

Stampato e distribuito in Italia da

Stampato e distribuito in Germania da

Si ringrazia per la concessione delle locations:

Arcom srl • p. 43, 234, 237, 254, 257

Armony spa - gruppo Santarossa • p. 83, 125

Bertani spa • p. 69, 75

BMT srl • p. 253

Disegno Bagno • p. 238, 249

Disegno Ceramica srl • p. 269

GALASSIA spa • p. 132, 266

GB Group srl • p. 31

Gessi spa • p. 143

HIDRA Ceramica srl • p. 81, 105, 137, 262, 270, 273

md house • p. 109, 159

Morassutti Arredamenti - Play srl • p. 51, 150 (basso)

Puntotre Arredobagno • p. 150 (alto)

Q'IN Vetreria Gobbini srl • p. 250

RAB Arredobagno srl • p. 23

Santarossa spa • p. 45, 189

Stefano Cosatto srl • p. 117, 213 (basso)

Stampato e distribuito in Italia da

Stampato e distribuito in Germania da

Si ringrazia per la concessione delle locations:

Arcom srl • p. 43, 234, 237, 254, 257

Armony spa - gruppo Santarossa • p. 83, 125

Bertani spa • p. 69, 75

BMT srl • p. 253

Disegno Bagno • p. 238, 249

Disegno Ceramica srl • p. 269

GALASSIA spa • p. 132, 266

GB Group srl • p. 31

Gessi spa • p. 143

HIDRA Ceramica srl • p. 81, 105, 137, 262, 270, 273

md house • p. 109, 159

Morassutti Arredamenti - Play srl • p. 51, 150 (basso)

Puntotre Arredobagno • p. 150 (alto)

Q'IN Vetreria Gobbini srl • p. 250

RAB Arredobagno srl • p. 23

Santarossa spa • p. 45, 189

Stefano Cosatto srl • p. 117, 213 (basso)

Stampato e distribuito in Italia da

Stampato e distribuito in Germania da

Si ringrazia per la concessione delle locations:

Arcom srl • p. 43, 234, 237, 254, 257

Armony spa - gruppo Santarossa • p. 83, 125

Bertani spa • p. 69, 75

BMT srl • p. 253

Disegno Bagno • p. 238, 249

Disegno Ceramica srl • p. 269

GALASSIA spa • p. 132, 266

GB Group srl • p. 31

Gessi spa • p. 143

HIDRA Ceramica srl • p. 81, 105, 137, 262, 270, 273

md house • p. 109, 159

Morassutti Arredamenti - Play srl • p. 51, 150 (basso)

Puntotre Arredobagno • p. 150 (alto)

Q'IN Vetreria Gobbini srl • p. 250

RAB Arredobagno srl • p. 23

Santarossa spa • p. 45, 189

Stefano Cosatto srl • p. 117, 213 (basso)